

# FORDHAM WOMEN'S BASKETBALL



## THE RECORD BOOK



# FORDHAM WOMEN'S BASKETBALL

## 1,000-POINT SCORERS



**#55 Anne Gregory** \* 2,548 Career Points \* Center \* Bronx, N.Y.

Years	GP	GS	Min	Avg	FG	FGA	Pct	3FG	FGA	Pct	FT	FTA	Pct	Reb	Avg	PF	A	TO	Blk	Stl	Pts	Avg
1976-77	27	-	-	-	210	370	.568	-	-	-	176	-	-	640	23.7	-	-	-	46	-	594	22.0
1977-78	32	-	-	-	248	-	-	-	-	-	158	-	-	493	15.4	-	-	-	51	-	656	20.5
1978-79	34	-	-	-	267	440	.607	-	-	-	132	178	.742	444	13.1	93	46	69	53	40	666	19.6
1979-80	34	-	-	-	257	492	.599	-	-	-	118	178	.623	422	12.4	98	71	107	50	46	632	18.6
<b>Career</b>	<b>127</b>	<b>-</b>	<b>-</b>	<b>-</b>	<b>982</b>	<b>-</b>	<b>-</b>	<b>-</b>	<b>-</b>	<b>-</b>	<b>584</b>	<b>-</b>	<b>-</b>	<b>1,999</b>	<b>15.7</b>	<b>-</b>	<b>-</b>	<b>-</b>	<b>200</b>	<b>-</b>	<b>2,548</b>	<b>20.1</b>



**#12 Jeanine "J.J." Radice** \* 2,417 Career Points \* Guard \* Staten Island, N.Y.

Years	GP	GS	Min	Avg	FG	FGA	Pct	3FG	FGA	Pct	FT	FTA	Pct	Reb	Avg	PF	A	TO	Blk	Stl	Pts	Avg
1985-86	29	29	1,077	37.3	203	417	.487	-	-	-	64	92	.696	113	3.9	59	99	99	1	46	470	16.2
1986-87	29	29	1,090	37.6	252	529	.476	-	-	-	163	190	.858	125	4.3	53	97	90	4	47	667	23.0
1987-88	24	24	901	37.5	217	454	.478	24	43	.558	136	154	.883	75	3.1	37	82	85	1	47	594	24.8
1988-89	29	29	-	-	257	523	.491	14	37	.378	158	176	.898	108	3.7	-	135	-	1	44	686	23.7
<b>Career</b>	<b>111</b>	<b>111</b>	<b>-</b>	<b>-</b>	<b>929</b>	<b>1,923</b>	<b>.483</b>	<b>38</b>	<b>80</b>	<b>.475</b>	<b>521</b>	<b>612</b>	<b>.851</b>	<b>421</b>	<b>3.8</b>	<b>-</b>	<b>413</b>	<b>-</b>	<b>7</b>	<b>184</b>	<b>2,417</b>	<b>21.8</b>



**#2 Anna DeWolfe** \* 1,883 Career Points \* Guard \* Cumberland, Maine

Years	GP	GS	Min	Avg	FG	FGA	Pct	3FG	FGA	Pct	FT	FTA	Pct	Reb	Avg	PF	A	TO	Blk	Stl	Pts	Avg
2019-20	32	32	1,151	36.0	169	399	.424	47	149	.315	19	22	.864	118	3.7	72	74	70	2	31	404	12.6
2020-21	18	18	670	37.2	135	329	.410	49	128	.383	56	69	.812	31	1.7	29	50	69	0	24	375	20.8
2021-22	29	29	1,110	38.3	204	529	.386	63	207	.304	45	53	.849	70	2.4	42	76	99	4	46	516	17.8
2022-23	32	32	1,160	36.3	231	556	.415	79	223	.354	47	55	.855	84	2.6	57	83	86	4	44	588	18.4
<b>Career</b>	<b>111</b>	<b>111</b>	<b>4,091</b>	<b>36.9</b>	<b>739</b>	<b>1,813</b>	<b>.408</b>	<b>238</b>	<b>707</b>	<b>.337</b>	<b>167</b>	<b>199</b>	<b>.839</b>	<b>303</b>	<b>2.7</b>	<b>200</b>	<b>283</b>	<b>324</b>	<b>10</b>	<b>145</b>	<b>1,883</b>	<b>17.0</b>



**#35 Sharon Nast** \* 1,828 Career Points \* Forward \* Lindenhurst, N.Y.

Years	GP	GS	Min	Avg	FG	FGA	Pct	3FG	FGA	Pct	FT	FTA	Pct	Reb	Avg	PF	A	TO	Blk	Stl	Pts	Avg
1982-83	26	-	-	-	128	245	.522	-	-	-	79	104	.760	164	6.3	-	22	73	3	28	335	12.9
1983-84	23	-	802	34.9	192	328	.585	-	-	-	82	107	.766	191	8.3	53	37	68	9	35	466	20.3
1984-85	28	-	984	35.1	192	353	.544	-	-	-	100	131	.763	207	7.4	54	71	104	5	34	484	17.3
1985-86	29	29	999	34.5	199	384	.513	-	-	-	145	185	.784	230	7.9	85	34	99	1	46	539	18.6
<b>Career</b>	<b>106</b>	<b>-</b>	<b>-</b>	<b>-</b>	<b>711</b>	<b>1,310</b>	<b>.543</b>	<b>-</b>	<b>-</b>	<b>-</b>	<b>406</b>	<b>527</b>	<b>.770</b>	<b>792</b>	<b>7.5</b>	<b>-</b>	<b>164</b>	<b>344</b>	<b>18</b>	<b>143</b>	<b>1,828</b>	<b>17.2</b>



**#10 Bre Cavanaugh** \* 1,784 Career Points \* Guard \* Allamuchy, N.J.

Years	GP	GS	Min	Avg	FG	FGA	Pct	3FG	FGA	Pct	FT	FTA	Pct	Reb	Avg	PF	A	TO	Blk	Stl	Pts	Avg
2017-18	34	34	1,306	38.4	183	500	.366	67	225	.298	145	171	.848	159	4.7	49	60	53	4	41	578	17.0
2018-19	34	34	1,295	38.1	196	538	.364	74	235	.315	115	143	.804	218	6.4	49	84	56	3	32	581	17.1
2019-20	32	32	1,241	38.8	208	554	.375	67	236	.284	142	161	.882	201	6.3	37	62	35	2	43	625	19.5
<b>Career</b>	<b>100</b>	<b>100</b>	<b>3,842</b>	<b>38.4</b>	<b>587</b>	<b>1,592</b>	<b>.369</b>	<b>208</b>	<b>696</b>	<b>.299</b>	<b>402</b>	<b>475</b>	<b>.846</b>	<b>578</b>	<b>5.8</b>	<b>135</b>	<b>206</b>	<b>144</b>	<b>9</b>	<b>116</b>	<b>1,784</b>	<b>17.8</b>




**#5 G'mrice Davis** \* 1,497 Career Points \* Forward/Center \* Philadelphia, Pa.

Years	GP	GS	Min	Avg	FG	FGA	Pct	3FG	FGA	Pct	FT	FTA	Pct	Reb	Avg	PF	A	TO	Blk	Stl	Pts	Avg
2014-15	33	7	528	16.0	83	193	.430	-	-	-	56	79	.709	142	4.3	89	8	67	8	28	222	6.7
2015-16	26	23	717	27.8	98	266	.368	-	-	-	55	79	.696	192	7.4	73	38	68	10	21	251	9.7
2016-17	34	34	1,131	33.3	200	416	.483	-	-	-	97	142	.683	436	12.8	112	42	91	16	33	497	14.6
2017-18	32	32	1,186	37.1	208	463	.449	0	3	.000	111	154	.721	429	13.4	89	55	104	17	50	527	16.5
<b>Career</b>	<b>125</b>	<b>96</b>	<b>3,562</b>	<b>28.5</b>	<b>589</b>	<b>1,338</b>	<b>.440</b>	<b>0</b>	<b>3</b>	<b>.000</b>	<b>319</b>	<b>454</b>	<b>.703</b>	<b>1,199</b>	<b>9.6</b>	<b>363</b>	<b>143</b>	<b>330</b>	<b>51</b>	<b>132</b>	<b>1,497</b>	<b>12.0</b>

(All Records as of 1976-77 season)

# FORDHAM WOMEN'S BASKETBALL

## 1,000-POINT SCORERS



**#13 Suzanne Maguire** \* 1,475 Career Points \* Forward \* Dublin, Ireland

Years	GP	GS	Min	Avg	FG	FGA	Pct	3FG	FGA	Pct	FT	FTA	Pct	Reb	Avg	PF	A	TO	Blk	Stl	Pts	Avg
1993-94	30	30	879	29.3	103	281	.367	30	85	.353	29	37	.784	156	5.2	62	48	99	14	42	265	8.8
1994-95	28	28	863	30.1	139	362	.384	47	146	.323	46	59	.808	198	7.1	56	42	81	24	48	371	13.3
1995-96	26	26	921	35.4	137	347	.395	52	126	.413	62	72	.861	160	6.2	88	64	98	19	42	388	14.9
1996-97	28	28	1,039	37.1	150	400	.375	71	204	.348	80	103	.777	223	8.0	54	74	118	21	39	451	16.1
<b>Career</b>	<b>112</b>	<b>112</b>	<b>3,702</b>	<b>33.1</b>	<b>529</b>	<b>1,390</b>	<b>.381</b>	<b>200</b>	<b>561</b>	<b>.357</b>	<b>217</b>	<b>271</b>	<b>.801</b>	<b>737</b>	<b>6.6</b>	<b>260</b>	<b>228</b>	<b>396</b>	<b>78</b>	<b>171</b>	<b>1,475</b>	<b>13.2</b>



**#13 Nicole Williams** \* 1,422 Career Points \* Forward \* Stratford, N.J.

Years	GP	GS	Min	Avg	FG	FGA	Pct	3FG	FGA	Pct	FT	FTA	Pct	Reb	Avg	PF	A	TO	Blk	Stl	Pts	Avg
1988-89	29	21	-	-	75	161	.466	-	-	-	48	66	.727	181	6.2	-	12	-	3	17	198	6.8
1989-90	29	23	713	24.6	145	273	.531	-	-	-	78	103	.757	234	8.1	74	31	76	5	29	368	12.7
1990-91	28	24	788	28.1	154	330	.467	-	-	-	76	114	.667	266	9.5	62	33	72	9	27	384	13.7
1991-92	28	27	849	30.3	196	334	.587	-	-	-	80	110	.727	229	8.2	68	45	78	5	36	472	16.9
<b>Career</b>	<b>114</b>	<b>95</b>	<b>-</b>	<b>-</b>	<b>570</b>	<b>1,098</b>	<b>.519</b>	<b>-</b>	<b>-</b>	<b>-</b>	<b>282</b>	<b>393</b>	<b>.718</b>	<b>910</b>	<b>8.0</b>	<b>-</b>	<b>121</b>	<b>-</b>	<b>22</b>	<b>109</b>	<b>1,422</b>	<b>12.5</b>



**#10 Denise Hammersley** \* 1,331 Career Points \* Guard \* North Bellmore, N.Y.

Years	GP	GS	Min	Avg	FG	FGA	Pct	3FG	FGA	Pct	FT	FTA	Pct	Reb	Avg	PF	A	TO	Blk	Stl	Pts	Avg
1991-92	29	0	479	16.5	53	136	.390	35	82	.427	14	25	.480	27	0.9	27	45	54	0	22	155	5.3
1992-93	29	25	963	33.2	124	315	.394	58	163	.357	68	92	.739	102	3.5	-	111	103	6	70	374	12.9
1993-94	30	29	932	31.1	129	336	.384	65	169	.384	125	141	.887	75	2.5	42	122	111	2	65	448	14.9
1994-95	29	29	975	33.6	112	338	.331	54	183	.295	76	98	.776	82	2.8	68	131	116	4	75	354	12.2
<b>Career</b>	<b>146</b>	<b>83</b>	<b>3,349</b>	<b>22.9</b>	<b>418</b>	<b>1,125</b>	<b>.372</b>	<b>212</b>	<b>597</b>	<b>.355</b>	<b>283</b>	<b>356</b>	<b>.795</b>	<b>286</b>	<b>2.0</b>	<b>-</b>	<b>409</b>	<b>384</b>	<b>12</b>	<b>232</b>	<b>1,331</b>	<b>9.1</b>



**#41 Becky Peters** \* 1,318 Career Points \* Guard \* Plainsboro, N.J.

Years	GP	GS	Min	Avg	FG	FGA	Pct	3FG	FGA	Pct	FT	FTA	Pct	Reb	Avg	PF	A	TO	Blk	Stl	Pts	Avg
2008-09	29	22	858	29.6	124	339	.366	31	113	.274	34	59	.576	140	4.8	71	48	107	4	43	313	10.8
2009-10	30	26	923	30.8	110	324	.340	41	140	.293	49	66	.742	104	3.5	78	48	83	4	53	310	10.3
2010-11	31	30	956	30.8	131	353	.371	54	175	.309	55	75	.733	152	4.9	72	53	88	7	55	371	12.0
2011-12	30	30	995	33.2	115	330	.348	29	110	.264	65	91	.714	162	5.4	82	72	88	7	40	324	10.8
<b>Career</b>	<b>118</b>	<b>106</b>	<b>3,732</b>	<b>31.6</b>	<b>480</b>	<b>1,346</b>	<b>.357</b>	<b>155</b>	<b>538</b>	<b>.288</b>	<b>203</b>	<b>291</b>	<b>.698</b>	<b>558</b>	<b>4.7</b>	<b>303</b>	<b>221</b>	<b>366</b>	<b>22</b>	<b>191</b>	<b>1,318</b>	<b>11.2</b>



**#20 Kendell Heremaia** \* 1,291 Career Points \* Guard/Forward \* Whangarei, New Zealand

Years	GP	GS	Min	Avg	FG	FGA	Pct	3FG	FGA	Pct	FT	FTA	Pct	Reb	Avg	PF	A	TO	Blk	Stl	Pts	Avg
2017-18	33	7	474	14.4	34	104	.327	21	63	.333	5	7	.714	71	2.2	41	30	52	5	13	94	2.8
2018-19	34	33	968	28.5	104	274	.380	50	143	.350	17	27	.630	178	5.2	81	80	92	6	32	275	8.1
2019-20	32	32	997	31.2	142	368	.386	57	163	.350	35	42	.833	250	7.8	84	87	98	19	46	376	11.8
2020-21	18	18	535	29.7	80	213	.376	42	124	.339	27	34	.794	133	7.4	46	58	63	4	21	229	12.7
2021-22	29	29	829	29.6	109	310	.352	56	188	.298	43	57	.754	164	5.9	77	62	66	10	33	317	11.3
<b>Career</b>	<b>145</b>	<b>117</b>	<b>3,804</b>	<b>26.2</b>	<b>469</b>	<b>1,269</b>	<b>.370</b>	<b>226</b>	<b>681</b>	<b>.332</b>	<b>127</b>	<b>167</b>	<b>.760</b>	<b>796</b>	<b>5.5</b>	<b>329</b>	<b>317</b>	<b>371</b>	<b>44</b>	<b>145</b>	<b>1,291</b>	<b>8.9</b>



**#24 Kaitlyn Downey** \* 1,285 Career Points \* Forward \* Hastings-on-Hudson, N.Y.

Years	GP	GS	Min	Avg	FG	FGA	Pct	3FG	FGA	Pct	FT	FTA	Pct	Reb	Avg	PF	A	TO	Blk	Stl	Pts	Avg
2018-19	34	29	701	20.6	77	195	.395	33	107	.308	26	36	.722	127	3.7	48	36	28	6	15	213	6.3
2019-20	32	31	912	28.5	112	294	.381	46	150	.307	41	47	.872	182	5.7	86	68	49	23	35	311	9.7
2020-21	18	18	571	31.7	62	159	.390	32	88	.364	25	39	.641	183	10.2	37	56	34	15	18	181	10.1
2021-22	29	29	812	28.0	91	223	.408	51	138	.370	16	22	.727	167	5.8	53	72	35	22	28	249	8.6
2022-23	32	32	835	26.1	119	290	.410	59	174	.339	34	38	.895	245	7.7	57	77	55	25	36	331	10.3
<b>Career</b>	<b>145</b>	<b>139</b>	<b>3,831</b>	<b>26.4</b>	<b>461</b>	<b>1,161</b>	<b>.397</b>	<b>221</b>	<b>657</b>	<b>.336</b>	<b>142</b>	<b>182</b>	<b>.780</b>	<b>904</b>	<b>6.2</b>	<b>281</b>	<b>309</b>	<b>201</b>	<b>91</b>	<b>132</b>	<b>1,285</b>	<b>8.9</b>

# FORDHAM WOMEN'S BASKETBALL

## 1,000-POINT SCORERS



**#24 Samantha Clark** \* 1,263 Career Points \* Center \* Neptune, N.J.

Years	GP	GS	Min	Avg	FG	FGA	Pct	3FG	FGA	Pct	FT	FTA	Pct	Reb	Avg	PF	A	TO	Blk	Stl	Pts	Avg
2012-13	35	29	1,065	30.4	122	266	.459	12	47	.255	37	56	.661	229	6.5	62	36	58	50	27	293	8.4
2013-14	33	33	892	27.0	125	264	.473	34	106	.321	15	28	.536	168	5.1	100	48	40	26	23	299	9.1
2014-15	33	33	1,046	31.7	119	284	.419	25	108	.231	20	32	.625	252	7.6	91	55	62	37	18	283	8.6
2015-16	31	31	1,153	37.2	154	306	.503	21	69	.304	59	87	.678	297	9.6	98	74	70	36	30	388	12.5
<b>Career</b>	<b>132</b>	<b>126</b>	<b>4,156</b>	<b>31.5</b>	<b>520</b>	<b>1,120</b>	<b>.464</b>	<b>92</b>	<b>330</b>	<b>.279</b>	<b>131</b>	<b>203</b>	<b>.645</b>	<b>946</b>	<b>7.2</b>	<b>351</b>	<b>211</b>	<b>230</b>	<b>149</b>	<b>98</b>	<b>1,263</b>	<b>9.6</b>



**#30 Terri Vaccarino** \* 1,241 Career Points \* Forward \* Ridgefield, N.J.

Years	GP	GS	Min	Avg	FG	FGA	Pct	3FG	FGA	Pct	FT	FTA	Pct	Reb	Avg	PF	A	TO	Blk	Stl	Pts	Avg
1981-82	29	-	-	-	140	322	.435	-	-	-	72	102	.706	274	9.4	116	9	60	44	29	352	12.1
1982-83	26	-	-	-	202	404	.500	-	-	-	66	102	.647	206	7.9	-	18	61	57	23	470	18.1
1984-85	27	-	834	30.9	189	319	.592	-	-	-	41	62	.661	225	8.3	97	24	63	46	33	419	15.5
<b>Career</b>	<b>82</b>	<b>-</b>	<b>-</b>	<b>-</b>	<b>531</b>	<b>1,045</b>	<b>.508</b>	<b>-</b>	<b>-</b>	<b>-</b>	<b>179</b>	<b>266</b>	<b>.673</b>	<b>705</b>	<b>8.6</b>	<b>-</b>	<b>51</b>	<b>184</b>	<b>147</b>	<b>85</b>	<b>1,241</b>	<b>15.1</b>



**#42 Abigail Corning** \* 1,213 Career Points \* Guard \* Wethersfield, Conn.

Years	GP	GS	Min	Avg	FG	FGA	Pct	3FG	FGA	Pct	FT	FTA	Pct	Reb	Avg	PF	A	TO	Blk	Stl	Pts	Avg
2010-11	29	9	629	21.7	57	148	.385	34	93	.366	31	38	.816	80	2.8	45	34	43	2	21	179	6.2
2011-12	30	30	1,063	35.4	115	282	.408	49	138	.355	35	49	.714	156	5.2	57	69	67	4	24	314	10.5
2012-13	35	35	1,227	35.1	117	302	.387	28	95	.295	49	66	.742	248	7.1	56	92	85	2	29	311	8.9
2013-14	33	33	1,235	37.4	153	351	.436	60	158	.380	43	60	.717	218	6.6	77	145	82	4	33	409	12.4
<b>Career</b>	<b>127</b>	<b>107</b>	<b>4,154</b>	<b>32.7</b>	<b>442</b>	<b>1,083</b>	<b>.408</b>	<b>171</b>	<b>484</b>	<b>.353</b>	<b>158</b>	<b>213</b>	<b>.742</b>	<b>702</b>	<b>5.5</b>	<b>235</b>	<b>340</b>	<b>277</b>	<b>12</b>	<b>107</b>	<b>1,213</b>	<b>9.6</b>



**#31 Mobolaji Akiode** \* 1,167 Career Points \* Forward \* Maplewood, N.J.

Years	GP	GS	Min	Avg	FG	FGA	Pct	3FG	FGA	Pct	FT	FTA	Pct	Reb	Avg	PF	A	TO	Blk	Stl	Pts	Avg
1999-00	27	22	700	25.9	62	146	.425	-	-	-	38	63	.603	135	5.0	69	22	48	21	27	162	6.04
2000-01	26	19	636	24.5	85	187	.455	0	3	.000	63	87	.724	142	5.5	60	29	55	15	20	233	9.0
2001-02	29	15	727	25.1	106	272	.390	12	37	.324	53	74	.716	116	4.0	63	34	72	10	39	277	9.6
2002-03	30	29	974	32.5	186	465	.400	19	62	.306	104	135	.770	161	5.4	74	58	106	15	43	495	16.5
<b>Career</b>	<b>112</b>	<b>85</b>	<b>3,037</b>	<b>27.1</b>	<b>439</b>	<b>1,070</b>	<b>.410</b>	<b>31</b>	<b>102</b>	<b>.304</b>	<b>258</b>	<b>359</b>	<b>.719</b>	<b>554</b>	<b>4.9</b>	<b>266</b>	<b>143</b>	<b>281</b>	<b>61</b>	<b>129</b>	<b>1,167</b>	<b>10.4</b>



**#15 Mary Ann Bilotti** \* 1,164 Career Points \* Forward \* Livingston, N.J.

Years	GP	GS	Min	Avg	FG	FGA	Pct	3FG	FGA	Pct	FT	FTA	Pct	Reb	Avg	PF	A	TO	Blk	Stl	Pts	Avg
1976-77	-	-	-	-	-	-	-	-	-	-	-	-	-	-	-	-	-	-	-	-	-	-
1977-78	-	-	-	-	-	-	-	-	-	-	-	-	-	-	-	-	-	-	-	-	-	-
1978-79	34	-	-	-	129	326	.396	-	-	-	28	43	.651	98	2.9	74	28	52	5	59	286	8.4
1979-80	18	-	-	-	96	233	.412	-	-	-	13	16	.813	84	4.7	36	22	35	3	34	205	11.4
<b>Career</b>	<b>-</b>	<b>-</b>	<b>-</b>	<b>-</b>	<b>-</b>	<b>-</b>	<b>-</b>	<b>-</b>	<b>-</b>	<b>-</b>	<b>-</b>	<b>-</b>	<b>-</b>	<b>-</b>	<b>-</b>	<b>-</b>	<b>-</b>	<b>-</b>	<b>-</b>	<b>-</b>	<b>1,164</b>	<b>-</b>



**#22 Cecelia Wanker** \* 1,145 Career Points \* Forward \* Brooklyn, N.Y.

Years	GP	GS	Min	Avg	FG	FGA	Pct	3FG	FGA	Pct	FT	FTA	Pct	Reb	Avg	PF	A	TO	Blk	Stl	Pts	Avg
1979-80	32	-	-	-	103	246	.419	-	-	-	12	25	.480	111	3.5	84	32	75	16	33	218	6.8
1980-81	25	-	-	-	164	382	.429	-	-	-	69	104	.663	199	8.0	86	49	124	19	33	397	15.9
1981-82	19	-	-	-	122	293	.416	-	-	-	46	81	.568	144	7.6	68	63	109	9	39	290	15.3
1982-83	26	-	-	-	100	249	.402	-	-	-	40	69	.580	90	3.5	-	-	-	-	-	240	9.2
<b>Career</b>	<b>102</b>	<b>-</b>	<b>-</b>	<b>-</b>	<b>499</b>	<b>1,170</b>	<b>.426</b>	<b>-</b>	<b>-</b>	<b>-</b>	<b>167</b>	<b>279</b>	<b>.599</b>	<b>544</b>	<b>5.3</b>	<b>-</b>	<b>-</b>	<b>-</b>	<b>-</b>	<b>-</b>	<b>1,145</b>	<b>11.2</b>

# FORDHAM WOMEN'S BASKETBALL

## 1,000-POINT SCORERS



**#25 Hannah Missry \* 1,142 Career Points \* Guard \* Manasquan, N.J.**

Years	GP	GS	Min	Avg	FG	FGA	Pct	3FG	FGA	Pct	FT	FTA	Pct	Reb	Avg	PF	A	TO	Blk	Stl	Pts	Avg
2013-14	33	33	958	29.0	94	262	.359	83	229	.362	29	35	.829	100	3.0	46	22	27	0	16	300	9.1
2014-15	30	25	788	26.3	94	247	.381	78	209	.373	14	19	.737	78	2.6	39	16	35	4	7	280	9.3
2015-16	31	31	1,052	34.0	91	261	.349	78	214	.364	36	37	.973	103	3.3	47	28	53	2	10	296	9.5
2016-17	34	34	1,000	34.0	90	252	.357	71	209	.340	15	19	.789	92	2.7	32	33	29	2	18	266	7.8
<b>Career</b>	<b>128</b>	<b>123</b>	<b>3,798</b>	<b>29.7</b>	<b>369</b>	<b>1,022</b>	<b>.361</b>	<b>310</b>	<b>861</b>	<b>.360</b>	<b>94</b>	<b>110</b>	<b>.855</b>	<b>373</b>	<b>2.9</b>	<b>164</b>	<b>99</b>	<b>144</b>	<b>8</b>	<b>51</b>	<b>1,141</b>	<b>8.9</b>



**#2 Lauren Holden \* 1,141 Career Points \* Guard \* Cape May, N.J.**

Years	GP	GS	Min	Avg	FG	FGA	Pct	3FG	FGA	Pct	FT	FTA	Pct	Reb	Avg	PF	A	TO	Blk	Stl	Pts	Avg
2015-16	31	16	765	24.7	67	198	.338	35	100	.350	25	31	.806	63	2.0	51	55	58	0	6	194	6.3
2016-17	33	33	1,083	32.8	91	271	.336	49	157	.312	51	62	.823	57	1.7	59	60	44	0	10	282	8.5
2017-18	34	34	1,333	39.2	123	335	.367	71	194	.366	43	49	.878	63	1.9	68	86	69	0	17	360	10.6
2018-19	34	34	1,311	38.6	99	301	.329	58	185	.314	49	55	.891	70	2.1	65	85	63	0	17	305	9.0
<b>Career</b>	<b>132</b>	<b>117</b>	<b>4,492</b>	<b>34.0</b>	<b>380</b>	<b>1,105</b>	<b>.344</b>	<b>213</b>	<b>636</b>	<b>.335</b>	<b>168</b>	<b>197</b>	<b>.853</b>	<b>253</b>	<b>1.9</b>	<b>243</b>	<b>286</b>	<b>234</b>	<b>0</b>	<b>50</b>	<b>1,141</b>	<b>8.6</b>



**#22 Christie Kennedy \* 1,123 Career Points \* Forward \* Hawley, Pa.**

Years	GP	GS	Min	Avg	FG	FGA	Pct	3FG	FGA	Pct	FT	FTA	Pct	Reb	Avg	PF	A	TO	Blk	Stl	Pts	Avg
1988-89	24	21	-	-	98	199	.492	-	-	-	53	73	.726	111	4.6	-	34	60	0	30	249	10.4
1989-90	25	4	369	14.8	52	122	.426	2	3	.667	23	31	.742	61	2.4	43	33	28	1	10	129	5.2
1990-91	29	27	825	28.5	133	312	.426	11	36	.306	82	102	.804	187	6.5	71	49	81	2	30	359	12.4
1991-92	29	29	917	31.6	145	335	.433	37	113	.327	59	79	.747	264	9.1	62	84	105	3	39	386	13.3
<b>Career</b>	<b>107</b>	<b>81</b>	<b>-</b>	<b>-</b>	<b>428</b>	<b>968</b>	<b>.442</b>	<b>50</b>	<b>152</b>	<b>.329</b>	<b>217</b>	<b>285</b>	<b>.761</b>	<b>623</b>	<b>5.8</b>	<b>-</b>	<b>200</b>	<b>223</b>	<b>6</b>	<b>109</b>	<b>1,123</b>	<b>10.5</b>



**#23 Heather Donlon \* 1,121 Career Points \* Guard \* Northbrook, Ill.**

Years	GP	GS	Min	Avg	FG	FGA	Pct	3FG	FGA	Pct	FT	FTA	Pct	Reb	Avg	PF	A	TO	Blk	Stl	Pts	Avg
1989-90	29	8	596	20.6	91	188	.484	50	87	.575	16	26	.615	40	1.4	26	67	52	3	13	248	8.6
1990-91	29	17	703	24.2	103	251	.410	47	118	.398	18	23	.783	53	1.8	49	97	57	1	25	271	9.4
1991-92	29	5	632	21.8	81	186	.435	43	101	.426	17	30	.567	49	1.7	30	96	48	2	15	222	7.7
1992-93	29	29	974	33.7	134	322	.416	93	198	.470	19	40	.475	74	2.6	-	99	71	7	33	380	13.1
<b>Career</b>	<b>116</b>	<b>59</b>	<b>2,905</b>	<b>25.0</b>	<b>409</b>	<b>947</b>	<b>.432</b>	<b>233</b>	<b>504</b>	<b>.462</b>	<b>70</b>	<b>119</b>	<b>.588</b>	<b>216</b>	<b>1.9</b>	<b>-</b>	<b>359</b>	<b>228</b>	<b>13</b>	<b>86</b>	<b>1,121</b>	<b>9.7</b>



**#1 Erin Rooney \* 1,062 Career Points \* Guard \* Christchurch, New Zealand**

Years	GP	GS	Min	Avg	FG	FGA	Pct	3FG	FGA	Pct	FT	FTA	Pct	Reb	Avg	PF	A	TO	Blk	Stl	Pts	Avg
2012-13	35	35	1,258	35.9	170	438	.388	37	120	.308	108	133	.812	184	5.3	86	130	103	3	61	485	13.9
2013-14	33	33	1,219	36.9	194	474	.409	50	131	.382	139	181	.768	240	7.3	69	170	128	2	43	577	17.5
<b>Career</b>	<b>68</b>	<b>68</b>	<b>2,477</b>	<b>36.4</b>	<b>364</b>	<b>912</b>	<b>.399</b>	<b>87</b>	<b>251</b>	<b>.347</b>	<b>247</b>	<b>314</b>	<b>.787</b>	<b>424</b>	<b>6.2</b>	<b>155</b>	<b>300</b>	<b>231</b>	<b>5</b>	<b>104</b>	<b>1,062</b>	<b>15.6</b>



**#44 Stacey Paukovitz \* 1,045 Career Points \* Guard \* Catasauqua, Pa.**

Years	GP	GS	Min	Avg	FG	FGA	Pct	3FG	FGA	Pct	FT	FTA	Pct	Reb	Avg	PF	A	TO	Blk	Stl	Pts	Avg
1989-90	29	21	673	23.2	85	203	.419	0	4	.000	34	56	.607	83	2.9	83	45	59	8	30	204	7.0
1990-91	27	18	697	25.8	110	277	.397	9	22	.409	40	63	.635	103	3.8	74	44	54	5	27	269	10.0
1991-92	25	25	666	26.6	81	197	.411	3	6	.500	21	37	.568	56	2.2	52	49	45	8	32	186	7.4
1992-93	29	29	997	34.4	157	385	.408	4	22	.182	68	126	.540	220	7.6	-	96	102	10	43	386	13.3
<b>Career</b>	<b>110</b>	<b>93</b>	<b>3,033</b>	<b>27.6</b>	<b>433</b>	<b>1,062</b>	<b>.408</b>	<b>16</b>	<b>50</b>	<b>.320</b>	<b>163</b>	<b>282</b>	<b>.518</b>	<b>462</b>	<b>4.2</b>	<b>-</b>	<b>234</b>	<b>260</b>	<b>31</b>	<b>132</b>	<b>1,045</b>	<b>9.5</b>

# FORDHAM WOMEN'S BASKETBALL

## 1,000-POINT SCORERS




**#3 Asiah Dingle \* 1,041 Career Points \* Guard \* Boston, Mass.**

Years	GP	GS	Min	Avg	FG	FGA	Pct	3FG	FGA	Pct	FT	FTA	Pct	Reb	Avg	PF	A	TO	Blk	Stl	Pts	Avg
2021-22	29	28	999	34.4	153	366	.418	18	64	.281	102	151	.675	156	5.4	96	92	87	2	66	426	14.7
2022-23	32	32	1,096	34.3	238	541	.440	43	131	.328	96	126	.762	172	5.4	91	104	109	4	111	615	19.2
<b>Career</b>	<b>61</b>	<b>60</b>	<b>2,095</b>	<b>34.3</b>	<b>391</b>	<b>907</b>	<b>.431</b>	<b>61</b>	<b>195</b>	<b>.313</b>	<b>198</b>	<b>277</b>	<b>.715</b>	<b>328</b>	<b>5.4</b>	<b>187</b>	<b>196</b>	<b>196</b>	<b>6</b>	<b>177</b>	<b>1,041</b>	<b>17.1</b>



**#32 Carol Elser \* 1,031 Career Points \* Guard/Forward \* Croton-on-Hudson, N.Y.**

Years	GP	GS	Min	Avg	FG	FGA	Pct	3FG	FGA	Pct	FT	FTA	Pct	Reb	Avg	PF	A	TO	Blk	Stl	Pts	Avg
1981-82	29	-	-	-	81	195	.415	-	-	-	37	51	.725	138	4.8	95	19	62	5	22	199	6.9
1982-83	24	-	-	-	100	224	.446	-	-	-	23	29	.793	101	4.2	-	46	117	3	47	223	9.3
1983-84	26	-	713	27.4	187	422	.443	-	-	-	28	45	.622	162	6.5	88	75	116	18	47	402	16.0
1984-85	28	-	575	20.5	95	208	.457	-	-	-	17	28	.607	113	4.0	81	61	90	2	29	207	7.4
<b>Career</b>	<b>107</b>	<b>-</b>	<b>-</b>	<b>-</b>	<b>463</b>	<b>1,049</b>	<b>.441</b>	<b>-</b>	<b>-</b>	<b>-</b>	<b>105</b>	<b>153</b>	<b>.686</b>	<b>514</b>	<b>4.8</b>	<b>-</b>	<b>201</b>	<b>385</b>	<b>28</b>	<b>145</b>	<b>1,031</b>	<b>9.6</b>



*The historic Rose Hill Gym (above) has been the home of Fordham Basketball for over 100 seasons, while the Victory Bell (right) has proudly been rung after Fordham victories since its being first rung by President Harry S. Truman in 1946.*

## COACHING RECORDS

Coach's Name (Years)	Seasons	W-L	Pct.
Kathy Mosolino (1974-80)	6	114-48	.704
Stephanie V. Gaitley (2011-22)	10	202-112	.643
Christine Wielgus (1991-93)	2	37-21	.638
Candice Green (2022-23)	1	19-13	.593
Belinda Venancio (1973-74)	1	7-7	.500
Joe Buckley (1983-84)	1	11-15	.423
Bridgette Mitchell (2023-26)	3	38-52	.422
Kevin Morris (1993-2000)	7	79-116	.405
Judith Hoyer (1970-73)	3	19-28	.404
Lou Kern (1986-91)	5	54-90	.375
Cathy Coakley (1980-83)	3	29-53	.354
Jim Lewis (2000-06)	6	56-118	.322
Gary Orr (1984-86)	2	18-39	.316
Cathy Andruzzi (2007-11)	5	31-116	.210

# FORDHAM WOMEN'S BASKETBALL

## YEAR-BY-YEAR REVIEWS

Year (Conf.)	Ovr., Conf.	Post. Rec.	Coach	Post. Title/Berth	Captains
1970-71	4-8	-	Judith Hoyer	-	-
1971-72	4-13	-	Judith Hoyer	-	-
1972-73	11-7	-	Judith Hoyer	-	-
1973-74	7-7	-	Belinda Venancio	-	-
1974-75	10-6	-	Kathy Mosolino	-	-
1975-76	14-4	-	Kathy Mosolino	-	-
1976-77	18-9	3-3	Kathy Mosolino	-	-
1977-78	25-8	2-2	Kathy Mosolino	-	-
1978-79	27-7	3-1	Kathy Mosolino	-	-
1979-80	20-14	3-1	Kathy Mosolino	-	Bilotti, Gregory
1980-81	7-19	-	Cathy Coakley	-	Hrubash, Prunty
1981-82 (MAAC)	9-21, 1-4	0-1	Cathy Coakley	-	Hrubash
1982-83 (MAAC)	13-13, 3-7	-	Cathy Coakley	-	Gause, McLaughlin, Wanker
1983-84 (MAAC)	11-15, 1-11	-	Joe Buckley	-	-
1984-85 (MAAC)	11-17, 3-9	0-1	Gary Orr	-	DeGennaro, Elser, Haskell
1985-86 (MAAC)	7-22, 1-11	1-1	Gary Orr	-	Burns, Nast, Szekeresh
1986-87 (MAAC)	7-22, 1-11	1-1	Lou Kern	-	Burns, Radice
1987-88 (MAAC)	5-23, 1-11	0-1	Lou Kern	-	Hatton, Radice, Welsh
1988-89 (MAAC)	14-15, 4-8	1-1	Lou Kern	-	LaBella, Radice, Scoblick
1989-90 (MAAC)	14-15, 4-6	1-1	Lou Kern	-	Kane, Reidy
1990-91 (PL)	14-15, 9-3	1-1	Lou Kern	-	Gilvary, Kelly
1991-92 (PL)	21-8, 12-2	3-0	Christina Wielgus	PL Reg./Conf.	-
1992-93 (PL)	16-13, 9-5	2-1	Christina Wielgus	-	-
1993-94 (PL)	21-9, 11-3	3-1	Kevin Morris	PL Champions/NCAA	Borkowski, Fitzpatrick
1994-95 (PL)	19-10, 11-3	2-1	Kevin Morris	-	-
1995-96 (A10)	9-17, 3-13	0-1	Kevin Morris	-	-
1996-97 (A10)	12-16, 4-12	1-1	Kevin Morris	-	-
1997-98 (A10)	5-22, 3-13	0-1	Kevin Morris	-	Lambert, McCabe
1998-99 (A10)	9-18, 5-12	0-1	Kevin Morris	-	McCabe, Thorngren
1999-00 (A10)	4-24, 3-13	0-1	Kevin Morris	-	Leacy, Wallace
2000-01 (A10)	5-23, 2-14	0-1	Jim Lewis	-	Garvey, Reese, Vann
2001-02 (A10)	6-23, 3-13	1-1	Jim Lewis	-	Keegan, Kanoute
2002-03 (A10)	14-16, 5-11	0-1	Jim Lewis	-	Akiode, Chiaramonte
2003-04 (A10)	11-17, 4-12	0-1	Jim Lewis	-	Dickinson, Williams, Mack
2004-05 (A10)	10-21, 5-11	1-1	Jim Lewis	-	Mack
2005-06 (A10)	10-18, 5-11	0-1	Jim Lewis	-	Jefferson, Smith
2006-07 (A10)	3-25, 1-13	-	Cathy Andruzzi	-	Carrol, Chalmers
2007-08 (A10)	0-29, 0-14	-	Cathy Andruzzi	-	Troutt, Zopf
2008-09 (A10)	8-21, 1-13	-	Cathy Andruzzi	-	Zopf
2009-10 (A10)	8-22, 2-12	0-1	Cathy Andruzzi	-	Hurst, Zamora
2010-11 (A10)	12-19, 4-10	0-1	Cathy Andruzzi	-	Weekes, Zamora
2011-12 (A10)	12-18, 3-11	0-1	Stephanie Gaitley	-	Peters
2012-13 (A10)	26-9, 12-2	4-2	Stephanie Gaitley	WNIT	Corning, Rooney, Strickland
2013-14 (A10)	25-8, 11-5	3-1	Stephanie Gaitley	A10 Champs/NCAA	Corning, Rooney
2014-15 (A10)	21-12, 11-5	2-2	Stephanie Gaitley	WNIT	Tapio
2015-16 (A10)	14-17, 8-8	1-1	Stephanie Gaitley	-	Clark, Gibson
2016-17 (A10)	22-12, 11-5	2-2	Stephanie Gaitley	WNIT	Burns, Missry, Padovano
2017-18 (A10)	24-10, 12-4	3-2	Stephanie Gaitley	WNIT	Davis, Goulding, Holden
2018-19 (A10)	25-9, 13-3	3-1	Stephanie Gaitley	A10 Champs/NCAA	Goulding, Holden
2019-20 (A10)	21-11, 11-5	2-1	Stephanie Gaitley	WNIT*	Cavanaugh, Downey, Heremaia
2020-21 (A10)	12-6, 8-2	0-3	Stephanie Gaitley	WNIT	DeWolfe, Downey, McLoughlin
2021-22 (A10)	18-11, 8-6	1-2	Stephanie Gaitley	WNIT	DeWolfe, Downey, Jonassen
2022-23 (A10)	19-13, 10-6	1-2	Candice Green	WNIT	DeWolfe, Downey, Jonassen
2023-24 (A10)	13-17, 8-10	0-1	Bridgette Mitchell	-	Donaldson
2024-25 (A10)	15-15, 9-9	0-1	Bridgette Mitchell	-	Donaldson, Nelson
2025-26 (A10)	10-20, 2-16	0-1	Bridgette Mitchell	-	Black, Wilson-Saltos, Edwards

\* - 2020 Postseason tournaments cancelled due to COVID-19 pandemic

# FORDHAM WOMEN'S BASKETBALL


## MAJOR AWARDS

### Player of the Year

*Jeanine Radice (1989 - MAAC)*



*Bre Cavanaugh (2020 - Atlantic 10)*



*Anna DeWolfe (2021 - Atlantic 10)*



### Metropolitan Basketball Writers' Association

- 2019 Player of the Year
- 2018 Rookie of the Year

### WBCA All-America Honorable Mention

- G'mrice Davis (2018)
- Bre Cavanaugh (2020)
- Anna DeWolfe (2021)
- Anna DeWolfe (2022)

### Defensive Player of the Year

*G'mrice Davis (2018 - Atlantic 10)*



*Asiah Dingle (2023 - Atlantic 10)*



### Rookie of the Year

- Sharon Nast (1983 - MAAC)
- Jeanine Radice (1986 - MAAC)
- Christie Kennedy (1989 - MAAC)

### Coach of the Year

- Christina Wielgus (1993 - Patriot)
- Kevin Morris (1994 - Patriot)

### Most Improved Player

- Mobolaji Akiode (2003 - A10)
- Monica Mack (2004 - A10)

# FORDHAM WOMEN'S BASKETBALL

## ALL-CONFERENCE AWARDS

### First Team All-Conference

#### MAAC

Sharon Nast (1984)  
Sharon Nast (1985)  
Sharon Nast (1986)  
Jeanine Radice (1987)  
Jeanine Radice (1988)

#### Patriot League

Nicole Williams (1991)  
Christie Kennedy (1992)  
Sue Moser (1992)  
Nicole Williams (1992)  
Denise Hammersley (1994)  
Suzanne Maguire (1995)

#### Atlantic 10

Erin Rooney (2013)  
Erin Rooney (2014)  
G'mrice Davis (2017)  
G'mrice Davis (2018)  
Bre Cavanaugh (2019)  
Mary Goulding (2019)  
Bre Cavanaugh (2020)  
Anna DeWolfe (2021)  
Anna DeWolfe (2022)  
Anna DeWolfe (2023)  
Asiah Dingle (2023)

### Second Team All-Conference

#### MAAC

Cecelia Wanker (1982)  
Terri Vaccarino (1983)  
Terri Vaccarino (1985)  
Nicole Williams (1990)

#### Patriot League

Christie Kennedy (1991)  
Heather Donlon (1993)  
Denise Hammersley (1993)  
Stacey Paukovitz (1993)  
Kelly Fitzpatrick (1994)  
Kelly Fitzpatrick (1995)  
Denise Hammersley (1995)

#### Atlantic 10

Suzanne Maguire (1997)  
Mobolaji Akiode (2003)  
Lisa Carrol (2006)  
Jada Jefferson (2006)  
Marah Strickland (2013)  
Abigail Corning (2014)  
Samantha Clark (2016)  
Bre Cavanaugh (2018)  
Kendell Heremaia (2021)  
Taylor Donaldson (2024)

### Third Team All-Conference

#### Atlantic 10

Suzanne Maguire (1996)  
Malyssa Thorngren (1998)  
Monica Mack (2005)  
Emily Tapio (2015)  
Kendell Heremaia (2020)  
Kaitlyn Downey (2021)  
Asiah Dingle (2022)  
Taylor Donaldson (2025)

### All-Defensive Team

#### Atlantic 10

Arielle Collins (2013)  
Samantha Clark (2016)  
G'mrice Davis (2017)  
G'mrice Davis (2018)  
Asiah Dingle (2023)

### All-Rookie Team

#### MAAC

Jeanine Radice (1986)  
Liz Kane (1987)  
Cami Cass (1989)  
Christie Kennedy (1989)  
Nicole Williams (1989)  
Heather Donlon (1990)

#### Patriot League

Denise Hammersley (1992)  
Suzanne Maguire (1994)

#### Atlantic 10

Megan Mahoney (2008)  
Samantha Clark (2013)  
Kate Kreslina (2017)  
Bre Cavanaugh (2018)  
Anna DeWolfe (2020)



*Erin Rooney*



*Monica Mack*

# FORDHAM WOMEN'S BASKETBALL

## ALL-CONFERENCE AWARDS

### All-Academic Team

#### MAAC

Sharon Nast (1986)  
 Peg Burns (1987)  
 Lara Matsalla (1988)  
 Liz Kane (1989)  
 Kathleen Reidy (1990)

#### Atlantic 10


Beth Ann Dickinson (2004)  
 Lisa Carrol (2007)  
 Erin Rooney (2014)  
 Abigail Corning (2014)  
 Hannah Missry (2017)  
 Mary Goulding (2019)  
 Zara Jillings (2020)  
 Anna DeWolfe (2021)  
 Kaitlyn Downey (2021)  
 Kaitlyn Downey (2022)  
 Kaitlyn Downey (2023)

### Academic All-American

Nicole Williams (1992 - 2nd Team)

### Scholar Athlete of the Year

Nicole Williams (1992 - Patriot)  
 Stacey Paukovitz (1993 - Patriot)



*Nicole Williams*

### All-Championship Team

#### MAAC

Jeanine Radice (1987)  
 Jeanine Radice (1989)

#### Patriot League

Nicole Williams (1991)  
 Christie Kennedy (1992)  
 Sue Moser (1992)  
 Nicole Williams (1992)  
 Stacey Paukovitz (1993)  
 Denise Hammersley (1994)  
 Alayna Jankunis (1994)  
 Kelly Fitzpatrick (1994)  
 Suzanne Maguire (1995)

#### Atlantic 10

Erin Rooney (2013)  
 Marah Strickland (2013)  
 Erin Rooney (2014)  
 Abigail Corning (2014)  
 Bre Cavanaugh (2019)  
 Mary Goulding (2019)  
 Bre Cavanaugh (2020)

### MBWA

#### First Team

Erin Rooney (2013)  
 Erin Rooney (2014)  
 G'mrice Davis (2017)  
 G'mrice Davis (2018)  
 Bre Cavanaugh (2019)  
 Bre Cavanaugh (2020)  
 Anna DeWolfe (2021)  
 Anna DeWolfe (2022)  
 Anna DeWolfe (2023)

#### Second Team

Marah Strickland (2013)  
 Bre Cavanaugh (2018)  
 Mary Goulding (2019)  
 Kendell Heremaia (2021)  
 Taylor Donaldson (2024)

#### Third Team

Abigail Corning (2014)  
 Taylor Donaldson (2025)

### Championship MVP

#### Patriot League

Christie Kennedy (1992)  
 Kelly Fitzpatrick (1994)

#### Atlantic 10

Abigail Corning (2014)  
 Mary Goulding (2019)



*Abigail Corning in 2014*



*Mary Goulding in 2019*

### ECAC

#### First Team

Bre Cavanaugh (2020)

#### Honorable Mention

Bre Cavanaugh (2019)  
 Mary Goulding (2019)

# FORDHAM WOMEN'S BASKETBALL

## WEEKLY AWARDS

### Player of the Week

#### Patriot League

Christie Kennedy (2/9/91)  
Nicole Williams (2/16/91)  
Nicole Williams (12/15/91)  
Christie Kennedy (1/19/92)  
Kelly Roche (2/2/92)  
Nicole Williams (2/16/92)  
Sue Moser (2/23/92)  
Stacey Paukovitz (12/13/92)  
Stacey Paukovitz (1/31/93)  
Kelly Fitzpatrick (12/19/93)  
Denise Hammersley (1/16/94)  
Denise Hammersley (1/30/94)  
Denise Hammersley (2/25/95)

#### Atlantic 10

Nailah Wallace (12/18/99)  
Mobolaji Akiode (2/16/03)  
Beth Ann Dickinson (12/13/03)  
Lisa Carrol (1/21/06)  
Lisa Carrol (12/10/06)  
Randall Hurst (12/28/08)  
Abigail Corning (11/28/11)  
Marah Strickland (2/25/13)  
Abigail Corning (3/4/13)  
Erin Rooney (11/11/13)  
Erin Rooney (12/2/13)  
Emily Tapio (11/24/14)  
Samantha Clark (1/12/15)  
Emily Tapio (2/9/15)  
Danielle Burns (2/8/16)  
G'mrice Davis (1/2/17)  
G'mrice Davis (1/9/17)



Kendell Heremaia

G'mrice Davis (1/2/18)

G'mrice Davis (1/8/18)

Mary Goulding (11/19/18)  
Bre Cavanaugh (11/26/18)  
Bre Cavanaugh (12/31/18)  
Bre Cavanaugh (1/14/19)  
Mary Goulding (2/11/19)  
Bre Cavanaugh (2/25/19)  
Mary Goulding (3/4/19)  
Bre Cavanaugh (12/9/19)  
Kendell Heremaia (12/30/19)  
Bre Cavanaugh (1/6/20)  
Bre Cavanaugh (3/2/20)  
Kaitlyn Downey (11/30/20)  
Anna DeWolfe (12/21/20)  
Kaitlyn Downey (1/18/21)  
Kendell Heremaia (1/25/21)  
Kendell Heremaia (2/1/21)  
Asiah Dingle (11/15/21)  
Kaitlyn Downey (11/22/21)  
Anna DeWolfe (12/6/21)  
Anna DeWolfe (1/31/22)  
Asiah Dingle (11/14/22)  
Kaitlyn Downey (11/21/22)  
Asiah Dingle (12/19/22)  
Taylor Donaldson (12/4/23)  
Irene Murua (1/6/25)  
Alexis Black (11/24/25)

#### Single Season Record

Bre Cavanaugh, 4 times (2018-19)

#### Career Record

Bre Cavanaugh, 7 times (2017-20)



Samantha Clark

### Rookie of the Week

#### Patriot League

Denise Hammersley (12/8/91)  
Suzanne Maguire (12/19/93)

#### Atlantic 10

Nailah Wallace (12/18/99)  
Lauren Fleischer (12/10/00)  
Kyshawn Ruff (12/9/01)  
Kyshawn Ruff (1/6/02)  
Stacey Price (1/13/02)  
Daniela Roark (11/26/05)  
Megan Mahoney (12/24/07)  
Megan Mahoney (1/14/08)  
Megan Mahoney (1/28/08)  
Becky Peters (12/28/08)  
Becky Peters (1/4/09)  
Abigail Corning (11/22/10)  
Abigail Corning (1/10/11)  
Christina Gaskin (11/28/11)  
Samantha Clark (12/17/12)  
Samantha Clark (1/7/13)  
Samantha Clark (2/4/13)  
Samantha Clark (2/18/13)  
Samantha Clark (2/25/13)  
Hannah Missry (1/20/14)  
Hannah Missry (2/3/14)  
Lauren Holden (2/29/16)  
Kate Kreslina (12/12/16)  
Kate Kreslina (1/9/17)  
Bre Cavanaugh (12/4/17)  
Bre Cavanaugh (12/18/17)  
Bre Cavanaugh (1/8/18)  
Bre Cavanaugh (2/5/18)  
Anna DeWolfe (11/25/19)  
Anna DeWolfe (2/9/20)

#### Single Season Record

Samantha Clark, 5 times (2012-13)

# FORDHAM WOMEN'S BASKETBALL

## INDIVIDUAL RECORDS

### Single Game

<b>Points</b>	42, Alexis Black at Seton Hall (11/20/25)
<b>Field Goals</b>	17, Cecelia Wanker vs. NYIT (2/10/82)
<b>Field Goal Attempts</b>	30, Bre Cavanaugh vs. Saint Louis (1/31/18)
<b>Field Goal Percentage</b>	1.000 (11-11), Nicole Williams vs. Iona (1/23/90)
<b>3-Point Field Goals</b>	11, Kendell Heremaia at Massachusetts (2/16/22)
<b>3-Point Attempts</b>	19, Kendell Heremaia at Massachusetts (2/16/22)
<b>3-Point Percentage</b>	1.000 (7-7), Heather Donlon at Holy Cross (2/10/90)
<b>Free Throws</b>	17, Lisa Carrol vs. Yale (12/7/06)
<b>Free Throw Attempts</b>	19, Lisa Carrol vs. Yale (12/7/06)
<b>Free Throw Percentage</b>	1.000 (16-16), Denise Hammersley vs. Lafayette (2/19/94)
<b>Rebounds</b>	32, Anne Gregory vs. Cortland State (3/3/77)
<b>Assists</b>	17, Liz McGovern vs. N/A 17, Mary Hayes vs. Brooklyn (1/27/79)
<b>Blocks</b>	10, Kelly Roche vs. Navy (2/1/92)
<b>Steals</b>	10, Asiah Dingle vs. Saint Peter's (11/10/22)

### Season

<b>Scoring Average</b>	24.8, Jeanine Radice (1987-88)
<b>Field Goals</b>	267, Anne Gregory (1978-79)
<b>Field Goal Percentage</b>	.607, Anne Gregory (1978-79)
<b>3-Point Field Goals</b>	93, Heather Donlon (1992-93)
<b>3-Point Percentage</b>	.575, Heather Donlon (1989-90)
<b>Free Throws</b>	176, Anne Gregory (1976-77)
<b>Free Throw Percentage</b>	.898, Jeanine Radice (1988-89)
<b>Rebounds</b>	640, Anne Gregory (1976-77)
<b>Rebound Average</b>	23.7, Anne Gregory (1976-77)
<b>Assists</b>	305, Mary Hayes (1977-78)
<b>Blocks</b>	95, Kelly Roche (1992-93)
<b>Steals</b>	111, Asiah Dingle (2022-23)
<b>Minutes</b>	1,333, Lauren Holden (2017-18)
<b>Biggest Margin in Win</b>	55, vs. St. Francis Brooklyn (12/5/92)
<b>Biggest Margin in Loss</b>	56, vs. Ole Miss (12/30/06)

## TEAM RECORDS

### Single Game

<b>Points</b>	103, vs. Bucknell (3/1/91)
<b>Field Goals</b>	46, vs. Bucknell (3/1/91)
<b>Field Goal Attempts</b>	84, vs. Columbia (12/10/88)
<b>Field Goal Percentage</b>	.698, vs. Wagner (12/4/79)
<b>3-Point Field Goals</b>	16, vs. Massachusetts (2/11/17)
<b>3-Point Attempts</b>	40, at Xavier (2/12/11)
<b>3-Point Percentage</b>	.750 (12-16), at Iona (12/10/08)
<b>Free Throws</b>	37, vs. Yale (12/7/06)
<b>Free Throw Attempts</b>	45, vs. Yale (12/7/06)
<b>Free Throw Percentage</b>	.955 (21-22), at Geo. Mason (12/22/07)
<b>Rebounds</b>	69, vs. Morgan State (11/24/02)
<b>Assists</b>	31, vs. Bucknell (3/1/91)
<b>Blocks</b>	12, at Lafayette (3/5/94)
<b>Steals</b>	21, vs. Saint Peter's (11/10/22)
<b>Turnovers</b>	34, vs. Florida (11/17/00) at Richmond (2/3/10)
<b>Fouls</b>	32, vs. Brown (1/9/89)

### Season

<b>Points</b>	2,443, 1978-79
<b>Scoring Average</b>	73.2, 1983-84
<b>Field Goals</b>	1,008, 1978-79
<b>Field Goal Attempts</b>	2,265, 1978-79
<b>Field Goal Percentage</b>	.497, 1984-85
<b>3-Point Field Goals</b>	267, 2018-19
<b>3-Point Attempts</b>	826, 2018-19
<b>3-Point Percentage</b>	.473, 1989-90
<b>Free Throws</b>	476, 1987-88
<b>Free Throw Attempts</b>	676, 1986-87
<b>Free Throw Percentage</b>	.797, 2019-20
<b>Rebounds</b>	1,441, 1978-79
<b>Rebound Average</b>	42.9, 1981-82
<b>Assists</b>	550, 1991-92
<b>Turnovers</b>	371, 2019-20
<b>Blocks</b>	152, 1992-93
<b>Steals</b>	470, 1978-79
<b>Wins</b>	27, 1978-79
<b>Win Percentage</b>	.794, 1978-79
<b>Scoring Defense</b>	52.4, 2012-13
<b>Longest Win Streak</b>	12 games, 1978-79 & 2018-19

# FORDHAM WOMEN'S BASKETBALL

## CAREER RECORDS

### POINTS

1.	2,548	Anne Gregory (1976-80)
2.	2,417	Jeanine Radice (1985-89)
3.	1,883	Anna DeWolfe (2019-23)
4.	1,828	Sharon Nast (1982-86)
5.	1,784	Bre Cavanaugh (2017-20)
6.	1,497	G'mrice Davis (2014-18)
7.	1,475	Suzanne Maguire (1993-97)
8.	1,422	Nicole Williams (1988-92)
9.	1,331	Denise Hammersley (1991-95)
10.	1,318	Becky Peters (2008-12)
11.	1,291	Kendell Heremaia (2017-22)
12.	1,285	Kaitlyn Downey (2018-23)
13.	1,263	Samantha Clark (2012-16)
14.	1,241	Terri Vaccarino (1981-85)
15.	1,213	Abigail Corning (2010-14)
16.	1,167	Mobolaji Akiode (1999-2003)
17.	1,164	Mary Ann Bilotti (1976-80)
18.	1,145	Cecelia Wanker (1979-83)
19.	1,142	Hannah Missry (2013-17)
20.	1,141	Lauren Holden (2015-19)
21.	1,123	Christie Kennedy (1988-92)
22.	1,121	Heather Donlon (1989-93)
23.	1,062	Erin Rooney (2012-14)
24.	1,045	Stacey Paukovitz (1989-93)
25.	1,041	Asiah Dingle (2021-23)
26.	1,031	Carol Elser (1981-85)

### SCORING AVERAGE

1.	21.8	Jeanine Radice (1985-89)
2.	20.1	Anne Gregory (1976-80)
3.	17.8	Bre Cavanaugh (2017-20)
4.	17.2	Sharon Nast (1982-86)
5.	17.1	Asiah Dingle (2021-23)
6.	17.1	Taylor Donaldson (2023-25)
7.	17.0	Anna DeWolfe (2019-23)
8.	15.7	Lisa Carrol (2005-07)
9.	15.6	Erin Rooney (2012-14)
10.	15.1	Terri Vaccarino (1981-85)

### FIELD GOALS

1.	982	Anne Gregory (1976-80)
2.	929	Jeanine Radice (1985-89)
3.	739	Anna DeWolfe (2019-23)
4.	711	Sharon Nast (1982-86)
5.	589	G'mrice Davis (2014-18)
6.	587	Bre Cavanaugh (2017-20)
7.	570	Nicole Williams (1988-92)
8.	531	Terri Vaccarino (1981-85)
9.	529	Suzanne Maguire (1993-97)
10.	520	Samantha Clark (2012-16)

### FIELD GOAL %

1.	.568	Anne Gregory (1976-80)
2.	.543	Sharon Nast (1982-86)
3.	.531	Sue Moser (1988-92)
4.	.520	Kathy Reidy (1986-90)
5.	.519	Nicole Williams (1988-92)
6.	.518	Kelly Fitzpatrick (1991-95)
7.	.517	Kim Cook (1996-98)
8.	.514	Kelly Roche (1989-93)
9.	.512	Peggy Byrnes (1993-97)
10.	.511	Lauren Fleischer (2000-04)

### 3-POINT FIELD GOALS

1.	310	Hannah Missry (2013-17)
2.	238	Anna DeWolfe (2019-23)
3.	233	Heather Donlon (1989-93)
4.	226	Kendell Heremaia (2017-22)
5.	221	Kaitlyn Downey (2018-23)
6.	213	Lauren Holden (2015-19)
7.	212	Denise Hammersley (1991-95)
8.	208	Bre Cavanaugh (2017-20)
9.	200	Suzanne Maguire (1993-97)
10.	171	Abigail Corning (2010-14)

### 3-POINT FIELD GOAL % (min. 100 made 3FG)

1.	.462	Heather Donlon (1989-93)
2.	.378	Daniela Roark (2005-07)
3.	.368	Beth Michuda (1996-2000)
4.	.366	Rachelle Racht (1992-96)
5.	.366	Maureen Garvey (1996-2001)
6.	.360	Hannah Missry (2013-17)
7.	.357	Suzanne Maguire (1993-97)
8.	.355	Denise Hammersley (1991-95)
9.	.353	Abigail Corning (2010-14)
10.	.350	Beth Ann Dickinson (2002-04)

### FREE THROWS

1.	584	Anne Gregory (1976-80)
2.	521	Jeanine Radice (1985-89)
3.	406	Sharon Nast (1982-86)
4.	402	Bre Cavanaugh (2017-20)
5.	319	G'mrice Davis (2014-18)
6.	284	Liz Kane (1986-90)
7.	283	Denise Hammersley (1991-95)
8.	282	Nicole Williams (1988-92)
9.	258	Ellen-Jo Haskell (1981-85)
10.		Mobolaji Akiode (1999-03)

# FORDHAM WOMEN'S BASKETBALL

## CAREER RECORDS

### FREE THROW %

1.	.873	Beth Ann Dickinson (2002-04)
2.	.862	Marah Strickland (2011-13)
3.	.856	Alexis Black (2025-26)
4.	.855	Hannah Missry (2013-17)
5.	.853	Lauren Holden (2015-19)
6.	.851	Jeanine Radice (1985-89)
7.	.846	Bre Cavanaugh (2017-20)
8.	.840	Lisa Carrol (2005-07)
9.	.839	Anna DeWolfe (2019-23)
10.	.818	Kristina Bell (2007-11)

### REBOUNDS

1.	1,999	Anne Gregory (1976-80)
2.	1,199	G'mrice Davis (2014-18)
3.	946	Samantha Clark (2012-16)
4.	910	Nicole Williams (1988-92)
5.	904	Kaitlyn Downey (2018-23)
6.	796	Kendell Heremaia (2017-22)
7.	792	Sharon Nast (1982-86)
8.	737	Suzanne Maguire (1993-97)
9.	715	Kelly Fitzpatrick (1991-95)
		Kyshawn Ruff (2001-05)

### REBOUNDING AVERAGE

1.	15.7	Anne Gregory (1976-80)
2.	9.6	G'mrice Davis (2014-18)
3.	8.6	Terri Vaccarino (1981-85)
4.	8.0	Nicole Williams (1988-92)
5.	7.5	Sharon Nast (1982-86)
		Malyssa Thorgren (1997-99)
7.	7.2	Kelly Fitzpatrick (1991-95)
		Samantha Clark (2012-16)
9.	6.9	Kyshawn Ruff (2001-05)
10.	6.6	Suzanne Maguire (1993-97)

### ASSISTS

1.	725	Mary Hayes (1975-79)
2.	487	Cami Cass (1988-92)
3.	413	Jeanine Radice (1985-89)
4.	409	Denise Hammersley (1991-95)
5.	378	Laura DeGennaro (1981-85)
6.	372	Kathryn McCabe (1995-99)
7.	359	Heather Donlon (1989-93)
8.	358	Monica Mack (2001-05)
9.	340	Abigail Corning (2010-14)
10.	329	Eileen Welsh (1984-88)

### GAMES STARTED

1.	139	Kaitlyn Downey (2018-23)
2.	126	Samantha Clark (2012-16)
3.	123	Hannah Missry (2013-17)
4.	117	Lauren Holden (2015-19)
		Kendell Heremaia (2017-22)

### STEALS

1.	232	Denise Hammersley (1991-95)
2.	191	Becky Peters (2008-12)
3.	188	Cami Cass (1988-92)
4.	184	Jeanine Radice (1985-89)
5.	182	Monica Mack (2001-05)
6.	177	Asiah Dingle (2021-23)
7.	175	Laura DeGennaro (1981-85)
8.	171	Suzanne Maguire (1993-97)
9.	170	Theresa Hrubash (1978-82)
		Arielle Collins (2009-13)

### BLOCKS

1.	200	Anne Gregory (1976-80)
2.	174	Kelly Roche (1989-93)
3.	149	Samantha Clark (2012-16)
4.	147	Terri Vaccarino (1981-85)
5.	125	Liz Kane (1986-90)
6.	124	Kyshawn Ruff (2001-05)
7.	107	Kathy Reidy (1986-90)
8.	105	Jada Jefferson (2002-06)
9.	101	Stacey Price (2001-06)
10.	91	Kaitlyn Downey (2018-23)

### MINUTES PLAYED

1.	4,492	Lauren Holden (2015-19)
2.	4,156	Samantha Clark (2012-16)
3.	4,154	Abigail Corning (2010-14)
4.	4,091	Anna DeWolfe (2019-23)
5.	3,842	Bre Cavanaugh (2017-20)
6.	3,831	Kaitlyn Downey (2018-23)
7.	3,804	Kendell Heremaia (2017-22)
8.	3,798	Hannah Missry (2013-17)
9.	3,732	Becky Peters (2008-12)
10.	3,729	Monica Mack (2001-05)

### GAMES PLAYED

1.	145	Kendell Heremaia (2017-22)
		Kaitlyn Downey (2018-23)
3.	132	Samantha Clark (2012-16)
		Lauren Holden (2015-19)
5.	131	Danielle Burns (2013-17)
6.	129	Megan Jonassen (2018-23)
7.	128	Hannah Missry (2013-17)
8.	127	Anne Gregory (1976-80)
		Abigail Corning (2010-14)
10.	125	G'mrice Davis (2014-18)

		Suzanne Maguire (1993-97)
		Jeanine Radice (1985-89)
		Anna DeWolfe (2019-23)
		Becky Peters (2008-12)
		Abigail Corning (2010-14)

# FORDHAM WOMEN'S BASKETBALL

## SINGLE SEASON RECORDS

### POINTS

1.	686	Jeanine Radice (1988-89)
2.	667	Jeanine Radice (1986-87)
3.	666	Anne Gregory (1978-79)
4.	656	Anne Gregory (1977-78)
5.	632	Anne Gregory (1979-80)
6.	625	Bre Cavanaugh (2019-20)
7.	615	Asiah Dingle (2021-23)
8.	594	Anne Gregory (1976-77)
		Jeanine Radice (1987-88)
10.	588	Anna DeWolfe (2022-23)

### SCORING AVERAGE

1.	24.8	Jeanine Radice (1985-89)
2.	23.7	Jeanine Radice (1988-89)
3.	23.0	Jeanine Radice (1986-87)
4.	22.0	Anne Gregory (1976-77)
5.	20.8	Anna DeWolfe (2020-21)
6.	20.5	Anne Gregory (1977-78)
7.	20.3	Sharon Nast (1983-84)
8.	19.6	Anne Gregory (1978-79)
9.	19.5	Bre Cavanaugh (2019-20)
10.	19.2	Asiah Dingle (2022-23)

### FIELD GOALS

1.	267	Anne Gregory (1978-79)
2.	257	Anne Gregory (1979-80)
		Jeanine Radice (1988-89)
4.	252	Jeanine Radice (1986-87)
5.	248	Anne Gregory (1977-78)
6.	238	Asiah Dingle (2022-23)
7.	231	Anna DeWolfe (2022-23)
8.	227	Annette Kennedy (1979-80)
9.	217	Jeanine Radice (1987-88)
10.	210	Anne Gregory (1976-77)

### FIELD GOAL %

1.	.607	Anne Gregory (1978-79)
2.	.599	Anne Gregory (1979-80)
3.	.592	Terri Vaccarino (1984-85)
4.	.587	Nicole Williams (1991-92)
5.	.585	Sharon Nast (1983-84)
6.	.578	Anne Gregory (1977-78)
7.	.576	Chandra Lambert (1998-99)
8.	.568	Anne Gregory (1976-77)
		Emily Tapio (2013-14)
10.	.559	Sue Moser (1991-92)

### 3-POINT FIELD GOALS

1.	93	Heather Donlon (1992-93)
2.	83	Hannah Missry (2013-14)
3.	79	Anna DeWolfe (2022-23)
4.	78	Hannah Missry (2014-15)
		Hannah Missry (2015-16)
6.	77	Taylor Donaldson (2023-24)
7.	74	Bre Cavanaugh (2018-19)
8.	71	Suzanne Maguire (1996-97)
		Hannah Missry (2016-17)
		Lauren Holden (2017-18)

### 3-POINT FIELD GOAL %

1.	.575	Heather Donlon (1989-90)
2.	.470	Heather Donlon (1992-93)
3.	.434	Beth Michuda (1998-99)
4.	.427	Denise Hammersley (1991-92)
5.	.426	Heather Donlon (1991-92)
6.	.415	Maureen Garvey (2000-01)
7.	.413	Suzanne Maguire (1995-96)
8.	.406	Daniela Roark (2005-06)
9.	.403	Rachelle Racht (1995-96)
10.	.400	Lisa Carrol (2005-06)

### FREE THROWS

1.	176	Anne Gregory (1976-77)
2.	163	Jeanine Radice (1986-87)
3.	158	Anne Gregory (1977-78)
		Jeanine Radice (1988-89)
5.	145	Sharon Nast (1985-86)
		Bre Cavanaugh (2017-18)
7.	142	Bre Cavanaugh (2019-20)
8.	139	Erin Rooney (2013-14)
9.	136	Jeanine Radice (1987-88)
10.	132	Anne Gregory (1978-79)

### FREE THROW %

1.	.898	Jeanine Radice (1988-89)
2.	.892	Beth Ann Dickinson (2003-04)
3.	.887	Denise Hammersley (1993-94)
4.	.883	Jeanine Radice (1987-88)
5.	.882	Bre Cavanaugh (2019-20)
6.	.870	Kristina Bell (2009-10)
7.	.862	Marah Strickland (2012-13)
8.	.861	Suzanne Maguire (1995-96)
9.	.858	Jeanine Radice (1986-87)
		Lisa Carrol (2005-06)

# FORDHAM WOMEN'S BASKETBALL

## SINGLE SEASON RECORDS

### REBOUNDS

1.	640	Anne Gregory (1976-77)
2.	493	Anne Gregory (1977-78)
3.	444	Anne Gregory (1978-79)
4.	436	G'mrice Davis (2016-17)
5.	429	G'mrice Davis (2017-18)
6.	422	Anne Gregory (1979-80)
7.	297	Samantha Clark (2015-16)
8.	283	Kyshawn Ruff (2002-03)
9.	276	Mary Goulding (2018-19)
10.	274	Terri Vaccarino (1981-82) Kelly Fitzpatrick (1993-94)

### REBOUNDING AVERAGE

1.	23.7	Anne Gregory (1976-77)
2.	15.4	Anne Gregory (1977-78)
3.	13.4	G'mrice Davis (2017-18)
4.	13.1	Anne Gregory (1978-79)
5.	12.8	G'mrice Davis (2016-17)
6.	12.4	Anne Gregory (1979-80)
7.	10.2	Kaitlyn Downey (2020-21)
8.	9.6	Samantha Clark (2015-16)
9.	9.5	Nicole Williams (1990-91)
10.	9.4	Terri Vaccarino (1981-82)

### ASSISTS

1.	305	Mary Hayes (1977-78)
2.	227	Mary Hayes (1978-79)
3.	170	Erin Rooney (2013-14)
4.	154	Tiffany Ruffin (2014-15)
5.	145	Abigail Corning (2013-14)
6.	142	Rebecca Myers (1983-84)
7.	135	Jeanine Radice (1988-89) Taya Davis (2024-25)
9.	131	Denise Hammersley (1994-95)
10.	130	Erin Rooney (2012-13)

### STEALS

1.	111	Asiah Dingle (2022-23)
2.	100	Mary Hayes (1977-78)
3.	96	Mary Hayes (1978-79)
4.	90	Maureen Corrigan (1978-79)
5.	79	Arielle Collins (2012-13)
6.	75	Maureen Corrigan (1979-80) Denise Hammersley (1994-95)
8.	74	Annette Kennedy (1979-80)
9.	71	Laura DeGennaro (1983-84) Lisa Andrews (1994-95)

### BLOCKS

1.	95	Kelly Roche (1992-93)
2.	66	Kelly Roche (1991-92)
3.	57	Terri Vaccarino (1982-83)
4.	53	Anne Gregory (1978-79)
5.	51	Anne Gregory (1977-78)
6.	50	Anne Gregory (1979-80) Samantha Clark (2012-13)
8.	46	Anne Gregory (1976-77) Terri Vaccarino (1984-85) Jada Jefferson (2004-05)

### MINUTES

1.	1,333	Lauren Holden (2017-18)
2.	1,311	Lauren Holden (2018-19)
3.	1,306	Bre Cavanaugh (2017-18)
4.	1,304	Arielle Collins (2012-13)
5.	1,295	Bre Cavanaugh (2018-19)
6.	1,258	Erin Rooney (2012-13)
7.	1,241	Bre Cavanaugh (2019-20)
8.	1,235	Abigail Corning (2013-14)
9.	1,227	Abigail Corning (2012-13)
10.	1,219	Erin Rooney (2013-14)



Heather Donlon ('93) set the NCAA single-season record with a 57.5% 3-point field percentage during the 1989-90 season, holds the single-season record with 93 made threes in 1992-93, and is second all-time with 233 for her career.



Lauren Holden ('19) led all of Division I in minutes played in 2017-18 and finished her career as the program's all-time leader with 4,492.

# FORDHAM WOMEN'S BASKETBALL

## SINGLE SEASON RECORDS

<u>WINS</u>		
1.	27	1978-79
2.	26	2012-13
3.	25	1977-78
		2013-14
		2018-19
6.	24	2017-18
7.	22	2016-17
8.	21	1991-92
		1993-94
		2014-15
		2019-20

<u>WINNING PERCENTAGE</u>		
1.	.794	1978-79
2.	.758	1977-78
		2013-14
4.	.743	2012-13
5.	.735	2018-19
6.	.724	1991-92
7.	.706	2017-18
8.	.700	1993-94
9.	.667	2020-21
10.	.656	2019-20

<u>POINTS</u>		
1.	2,443	1978-79
2.	2,315	2022-23
3.	2,274	1979-80
4.	2,207	2013-14
5.	2,106	1991-92
6.	2,084	1988-89
7.	2,069	2017-18
8.	2,053	2012-13
9.	2,047	2018-19
10.	2,025	2016-17

<u>SCORING AVERAGE</u>		
1.	73.2	1983-84
2.	72.6	1991-92
3.	72.3	2022-23
4.	71.9	1978-79
		1988-89
6.	68.1	1987-88
7.	67.8	1990-91
8.	67.7	1986-87
9.	67.0	1989-90
10.	66.9	1979-80
		1992-93
		2013-14

<u>FIELD GOALS</u>		
1.	1,008	1978-79
2.	956	1979-80
3.	896	2022-23
4.	833	1991-92
5.	818	2013-14
6.	800	1988-89
7.	798	1983-84
8.	762	1990-91
9.	761	1981-82
10.	753	1986-87

<u>FIELD GOAL %</u>		
1.	.497	1984-85
2.	.483	1991-92
3.	.467	1983-84
4.	.457	1989-90
5.	.454	1982-83
6.	.445	1978-79
		1988-89
8.	.441	1979-80
9.	.439	2013-14
10.	.433	1985-86

<u>3-POINT FIELD GOALS</u>		
1.	267	2018-19
2.	244	2013-14
3.	243	2022-23
4.	231	2019-20
5.	221	2016-17
6.	207	2012-13
7.	205	2015-16
8.	201	2021-22
9.	200	2011-12
10.	186	2010-11
		2017-18

<u>3-POINT FIELD GOAL %</u>		
1.	.473	1989-90
2.	.409	1992-93
3.	.407	1987-88
4.	.387	1991-92
5.	.380	1995-96
6.	.363	2013-14
7.	.360	1990-91
8.	.358	2005-06
9.	.353	1988-89
10.	.351	1993-94

<u>FREE THROWS</u>		
1.	476	1987-88
2.	466	1988-89
3.	461	1986-87
4.	427	1978-79
5.	421	1981-82
6.	409	1989-90
7.	395	2017-18
8.	386	2002-03
9.	383	1993-94
10.	366	2012-13

<u>FREE THROW %</u>		
1.	.797	2019-20
2.	.787	2022-23
3.	.769	1993-94
4.	.767	2012-13
5.	.766	2017-18
6.	.761	2016-17
7.	.741	2015-16
8.	.736	2006-07
9.	.734	1988-89
10.	.733	2018-19

<u>REBOUNDS</u>		
1.	1,441	1978-79
2.	1,349	1979-80
3.	1,299	2013-14
4.	1,294	2012-13
5.	1,288	1981-82
6.	1,272	2014-15
7.	1,268	2017-18
8.	1,239	1992-93
9.	1,226	2016-17
10.	1,225	1993-94

<u>REBOUNDING AVERAGE</u>		
1.	42.9	1981-82
2.	42.7	1992-93
3.	42.4	1978-79
4.	40.8	1993-94
5.	40.3	2002-03
6.	39.7	1979-80
7.	39.4	2013-14
8.	39.1	1994-95
9.	39.0	1988-89
10.	38.9	2024-25

<u>ASSISTS</u>		
1.	550	1991-92
2.	529	1978-79
3.	527	2013-14
4.	499	2022-23
5.	485	1990-91
6.	481	1985-86
7.	453	1988-89
8.	452	1992-93
9.	450	1984-85
		1989-90

<u>STEALS</u>		
1.	470	1978-79
2.	375	1979-80
3.	320	1994-95
4.	295	1981-82
5.	292	2025-26
6.	286	2022-23
7.	281	2023-24
8.	270	2024-25
9.	265	1984-85
10.	259	1983-84
		2002-03

<u>BLOCKS</u>		
1.	152	1992-93
2.	124	2004-05
3.	114	2002-03
4.	111	1979-80
5.	109	2003-04
6.	106	2007-08
		2023-24
8.	101	2005-06
9.	100	1989-90
10.	96	2024-25

# FORDHAM WOMEN'S BASKETBALL

## FIELD GOAL RECORDS

### Team Records

#### Most Field Goals Made

Game:	.698	vs. Wagner	12/4/79
Season:	1,008	1978-79	out of 2,265 (.445)
Season FG%:	.497	1984-85	744-1,497

### Individual Records

#### Most Field Goals Made

Game:	17	Cecelia Wanker	vs. NYIT	2/10/82
Season:	267	Anne Gregory	1978-79	34 games
Career:	982	Anne Gregory	1976-80	127 games

#### Highest FG% (min. 75 FGM)

Season:	.607	Anne Gregory	1978-79	267-440
Career:	.568	Anne Gregory	1976-80	982-1,729

### Career Leaders

#### Field Goals Made

	FGs	Player	Seasons
1.	982	Anne Gregory	1976-80
2.	929	Jeanine Radice	1985-89
3.	739	Anna DeWolfe	2019-23
4.	711	Sharon Nast	1982-86
5.	589	G'mrice Davis	2014-18
6.	587	Bre Cavanaugh	2017-20
7.	570	Nicole Williams	1988-92
8.	531	Terri Vaccarino	1981-85
9.	529	Suzanne Maguire	1993-97
10.	520	Samantha Clark	2012-16

#### Field Goal Percentage

	FG%	Player	Seasons
1.	.568	Anne Gregory	1976-80
2.	.543	Sharon Nast	1982-86
3.	.531	Sue Moser	1988-92
4.	.520	Kathy Reidy	1986-90
5.	.519	Nicole Williams	1988-92
6.	.518	Kelly Fitzpatrick	1991-95
7.	.517	Kim Cook	1996-98
8.	.514	Kelly Roche	1989-93
9.	.512	Peggy Byrnes	1993-97
10.	.511	Lauren Fleischer	2000-04

### Season Leaders

#### Field Goals Made

	FGs	Player	Season
1.	267	Anne Gregory	1978-79
2.	257	Anne Gregory	1979-80
	257	Jeanine Radice	1988-89
4.	252	Jeanine Radice	1986-87
5.	248	Anne Gregory	1977-78
6.	238	Asiah Dingle	2022-23
7.	231	Anna DeWolfe	2022-23
8.	227	Annette Kennedy	1979-80
9.	217	Jeanine Radice	1987-88
10.	210	Anne Gregory	1976-77

#### Field Goal Percentage

	FG%	Player	Season
1.	.607	Anne Gregory	1978-79
2.	.599	Anne Gregory	1979-80
3.	.592	Terri Vaccarino	1984-85
4.	.587	Nicole Williams	1991-92
5.	.585	Sharon Nast	1983-84
6.	.578	Anne Gregory	1977-78
7.	.576	Chandra Lambert	1998-99
8.	.568	Anne Gregory	1976-77
	.568	Emily Tapio	2013-14
10.	.559	Sue Moser	1991-92

### By Class

<b>Freshman:</b>	203	Jeanine Radice	1985-86
<b>Sophomore:</b>	252	Jeanine Radice	1986-87
<b>Junior:</b>	267	Anne Gregory	1978-79
<b>Senior:</b>	257	Anne Gregory	1979-80

### Single Game Leaders

	#	Player	Opponent	Date
1.	17	Cecelia Wanker	NYIT	2/10/82
2.	16	Mary Ann Bilotti	Adelphi	2/11/78
3.	15	Nicole Williams	vs. Bucknell	3/1/91
4.	14	Nailah Wallace	St. Francis BK	11/30/00
		Mobolaji Akiode	St. Bonaventure	2/13/03
6.	13	Anne Gregory	Brooklyn	2/13/78
		Anne Gregory	Connecticut	2/8/79
		Megan Mahoney	Saint Louis	1/12/08
		G'mrice Davis	Saint Louis	1/6/18
		Asiah Dingle	at Massachusetts	2/8/23
		Alexis Black	at Seton Hall	11/20/25

### Year-by-Year Leaders (# of FG Made)

Year	Player	G	FGM-FGA	FG%
1976-77	Anne Gregory	27	210-370	.568
1977-78	Anne Gregory	32	248-248	.578
1978-79	Anne Gregory	34	267-440	.607
1979-80	Anne Gregory	34	257-492	.599
1980-81	Cecelia Wanker	25	164-382	.429
1981-82	Laura DeGennaro	30	128-322	.398
1982-83	Terri Vaccarino	26	202-404	.500
1983-84	Sharon Nast	23	192-328	.585
1984-85	Sharon Nast	28	192-353	.544
1985-86	Jeanine Radice	29	203-417	.487
1986-87	Jeanine Radice	29	252-529	.476
1987-88	Jeanine Radice	24	217-454	.478
1988-89	Jeanine Radice	29	257-523	.491
1989-90	Nicole Williams	29	145-273	.531
1990-91	Nicole Williams	28	154-330	.467
1991-92	Nicole Williams	28	196-334	.587
1992-93	Stacey Paukovitz	29	157-385	.408
1993-94	Alayna Jankunis	30	150-295	.509
1994-95	Suzanne Maguire	28	139-362	.384
1995-96	Suzanne Maguire	26	137-347	.395
1996-97	Suzanne Maguire	28	150-400	.375
1997-98	Kim Cook	26	126-235	.536
1998-99	Maureen Garvey	27	117-302	.387
1999-00	Nailah Wallace	25	126-325	.388
2000-01	Maureen Garvey	28	102-269	.379
2001-02	Patricia Williams	29	121-308	.393
2002-03	Mobolaji Akiode	30	186-465	.400
2003-04	Monica Mack	28	131-329	.398
2004-05	Jada Jefferson	31	153-338	.453
2005-06	Jada Jefferson	28	142-329	.432
2006-07	Lisa Carrol	25	131-349	.375
2007-08	Megan Mahoney	29	169-449	.376
2008-09	Randall Hurst	29	130-304	.428
2009-10	Randall Hurst	29	141-321	.439
2010-11	Becky Peters	31	131-353	.371
2011-12	Arielle Collins	30	119-369	.322
2012-13	Erin Rooney	35	170-438	.388
2013-14	Erin Rooney	33	194-474	.409
2014-15	Emily Tapio	33	167-336	.497
2015-16	Samantha Clark	31	154-306	.503
2016-17	G'mrice Davis	34	200-416	.481
2017-18	G'mrice Davis	32	208-463	.449
2018-19	Bre Cavanaugh	34	196-538	.364
2019-20	Bre Cavanaugh	32	208-554	.375
2020-21	Anna DeWolfe	18	135-329	.410
2021-22	Anna DeWolfe	29	204-529	.386
2022-23	Asiah Dingle	32	238-541	.440
2023-24	Taylor Donaldson	27	173-465	.372
2024-25	Taylor Donaldson	25	146-405	.360
2025-26	Alexis Black	22	107-292	.366

# FORDHAM WOMEN'S BASKETBALL

## 3PT FIELD GOAL RECORDS

### Team Records

#### Most 3-Point Field Goals Made

Game:	16	vs. Massachusetts	2/11/17
Season:	267	2018-19	out of 826 (.323)
Season 3FG%:	.473	1989-90	61-129

### Individual Records

#### Most 3-Point Field Goals Made

Game:	11	Kendell Heremaia	at UMass	2/16/22
Season:	93	Heather Donlon	1992-93	29 games
Career:	310	Hannah Missry	2013-17	128 games

#### Highest 3FG% (min. 40 FGM)

Season:	.575	Heather Donlon	1989-90	50-87
Career:	.462	Heather Donlon	1989-93	233-504

### Career Leaders

#### Field Goals Made

	FGs	Player	Seasons
1.	310	Hannah Missry	2013-17
2.	238	Anna DeWolfe	2019-23
3.	233	Heather Donlon	1989-93
4.	226	Kendell Heremaia	2017-22
5.	221	Kaitlyn Downey	2018-23
6.	213	Lauren Holden	2015-19
7.	212	Denise Hammersley	1991-95
8.	208	Bre Cavanaugh	2017-20
9.	200	Suzanne Maguire	1993-97
10.	171	Abigail Corning	2010-14

#### 3-Point Field Goal Percentage

	3FG%	Player	Seasons
1.	.462	Heather Donlon	1989-93
2.	.378	Daniela Roark	2005-07
3.	.368	Beth Michuda	1996-00
4.	.366	Rachelle Racht	1992-96
	.366	Maureen Garvey	1996-01
6.	.360	Hannah Missry	2013-17
7.	.357	Suzanne Maguire	1993-97
8.	.355	Denise Hammersley	1991-95
9.	.353	Abigail Corning	2010-14
10.	.350	Beth Ann Dickinson	2002-04

### Season Leaders

#### 3-Point Field Goals Made

	3FGs	Player	Season
1.	93	Heather Donlon	1992-93
2.	83	Hannah Missry	2013-14
3.	79	Anna DeWolfe	2022-23
4.	78	Hannah Missry	2014-15
	78	Hannah Missry	2015-16
6.	77	Taylor Donaldson	2023-24
7.	74	Bre Cavanaugh	2018-19
8.	71	Suzanne Maguire	1996-97
	71	Hannah Missry	2016-17
	71	Lauren Holden	2017-18

#### 3-Point Field Goal Percentage

	3FG%	Player	Season
1.	.575	Heather Donlon	1989-90
2.	.470	Heather Donlon	1992-93
3.	.434	Beth Michuda	1998-99
4.	.427	Denise Hammersley	1991-92
5.	.426	Heather Donlon	1991-92
6.	.415	Maureen Garvey	2000-01
7.	.413	Suzanne Maguire	1995-96

8.	.406	Daniela Roark	2005-06
9.	.403	Rachelle Racht	1995-96
10.	.400	Lisa Carrol	2005-06

### By Class

<b>Freshman:</b>	83	Hannah Missry	2013-14
<b>Sophomore:</b>	78	Hannah Missry	2014-15
<b>Junior:</b>	78	Hannah Missry	2015-16
<b>Senior:</b>	93	Heather Donlon	1992-93

### Single Game Leaders

	#	Player	Opponent	Date
1.	11	Kendell Heremaia	at UMass	2/16/22
2.	9	Denise Hammersley	at Lafayette	1/26/94
3.	8	Hannah Missry	Delaware St.	12/5/15
		Kendell Heremaia	at Seton Hall	11/13/21
5.	7	Heather Donlon	at Holy Cross	2/10/90
		Heather Donlon	at Bucknell	2/6/93
		Maureen Garvey	Xavier	1/17/99
		Beth Ann Dickinson	at Holy Cross	1/28/03
		Daniela Roark	at Morgan State	1/5/07
		Kaitlyn Downey	Fairfield	11/30/22
		Anna DeWolfe	Massachusetts	1/18/23
		Alexis Black	at Seton Hall	11/20/25

### Year-by-Year Leaders (# of 3FG Made)

Year	Player	G	3FGM-3FGA	FG%
1987-88	Jeanine Radice	24	24-43	.558
1988-89	Jeanine Radice	29	14-37	.378
1989-90	Heather Donlon	29	50-87	.575
1990-91	Heather Donlon	29	47-118	.398
1991-92	Heather Donlon	29	43-101	.426
1992-93	Heather Donlon	29	93-198	.470
1993-94	Denise Hammersley	30	65-169	.385
1994-95	Denise Hammersley	29	54-183	.295
1995-96	Rachelle Racht	26	56-139	.403
1996-97	Suzanne Maguire	28	71-204	.348
1997-98	Beth Michuda	26	36-98	.367
1998-99	Maureen Garvey	27	62-175	.354
1999-00	Chinyere Vann	27	39-100	.390
2000-01	Maureen Garvey	28	51-123	.415
2001-02	Lara Hanson	28	33-99	.333
2002-03	Beth Ann Dickinson	30	44-143	.308
2003-04	Beth Ann Dickinson	28	61-157	.389
2004-05	Jade Leitao	31	53-160	.331
2005-06	Daniela Roark	28	58-143	.406
2006-07	Daniela Roark	28	46-132	.348
2007-08	Megan Mahoney	29	43-148	.291
2008-09	Annie Zopf	29	45-145	.310
2009-10	Becky Peters	30	41-140	.293
2010-11	Becky Peters	31	54-175	.309
2011-12	Arielle Collins	30	51-182	.280
2012-13	Marah Strickland	33	69-209	.330
2013-14	Hannah Missry	33	83-229	.362
2014-15	Hannah Missry	30	78-209	.373
2015-16	Hannah Missry	31	78-214	.364
2016-17	Hannah Missry	34	71-209	.340
2017-18	Lauren Holden	34	71-194	.366
2018-19	Bre Cavanaugh	34	74-235	.315
2019-20	Bre Cavanaugh	32	67-236	.284
2020-21	Anna DeWolfe	18	49-128	.383
2021-22	Anna DeWolfe	29	63-207	.304
2022-23	Anna DeWolfe	32	79-223	.354
2023-24	Taylor Donaldson	27	77-215	.358
2024-25	Taylor Donaldson	25	66-196	.337
2025-26	Alexis Black	22	43-118	.364
	Lakresha Edwards	30	43-155	.277

# FORDHAM WOMEN'S BASKETBALL

## FREE THROW RECORDS

### Team Records

#### Most Free Throws Made

Game:	37	vs. Yale	12/7/06
Season:	1,008	1978-79	out of 2,265 (.445)
Season FG%:	.497	1984-85	744-1,497

### Individual Records

#### Most Free Throws Made

Game:	17	Lisa Carrol	vs. Yale	12/7/06
Season:	176	Anne Gregory	1976-77	34 games
Career:	584	Anne Gregory	1976-80	127 games

#### Highest FT% (min. 2 FTM per game)

Season:	.898	Jeanine Radice	1988-89	158-176
Career:	.873	Beth Ann Dickinson	2002-04	96-110

### Career Leaders

#### Free Throws Made

	FTs	Player	Seasons
1.	584	Anne Gregory	1976-80
2.	521	Jeanine Radice	1985-89
3.	406	Sharon Nast	1982-86
4.	402	Bre Cavanaugh	2017-20
5.	319	G'mrice Davis	2014-18
6.	284	Liz Kane	1986-90
7.	283	Denise Hammersley	1991-95
8.	282	Nicole Williams	1988-92
9.	258	Ellen-Jo Haskell	1981-85
	258	Mobolaji Akiode	1999-03

#### Free Throw Percentage

	FT%	Player	Seasons
1.	.873	Beth Ann Dickinson	2002-04
2.	.862	Marah Strickland	2012-13
3.	.856	Alexis Black	2025-26
4.	.855	Hannah Missry	2013-17
5.	.853	Lauren Holden	2015-19
6.	.851	Jeanine Radice	1985-89
7.	.846	Bre Cavanaugh	2017-20
8.	.840	Lisa Carrol	2005-07
9.	.839	Anna DeWolfe	2019-23
9.	.818	Kristina Bell	2007-11

### Season Leaders

#### Free Throws Made

	FTs	Player	Season
1.	176	Anne Gregory	1976-77
2.	163	Jeanine Radice	1986-87
3.	158	Anne Gregory	1977-78
	158	Jeanine Radice	1988-89
5.	145	Sharon Nast	1985-86
	145	Bre Cavanaugh	2017-18
7.	142	Bre Cavanaugh	2019-20
8.	139	Erin Rooney	2013-14
9.	136	Jeanine Radice	1987-88
10.	132	Anne Gregory	1978-79

#### Free Throw Percentage

	FT%	Player	Season
1.	.898	Jeanine Radice	1988-89
2.	.892	Beth Ann Dickinson	2003-04
3.	.887	Denise Hammersley	1993-94
4.	.883	Jeanine Radice	1987-88
5.	.882	Bre Cavanaugh	2019-20
6.	.870	Kristina Bell	2009-10
7.	.862	Marah Strickland	2012-13
8.	.861	Suzanne Maguire	1995-96
9.	.858	Jeanine Radice	1986-87
	.858	Lisa Carrol	2005-06

### By Class

<b>Freshman:</b>	176	Anne Gregory	1976-77
<b>Sophomore:</b>	163	Jeanine Radice	1986-87
<b>Junior:</b>	142	Bre Cavanaugh	2019-20
<b>Senior:</b>	158	Jeanine Radice	1988-89

### Single Game Leaders

	#	Player	Opponent	Date
1.	17	Lisa Carrol	Yale	12/7/06
2.	16	Lisa Carrol	at Duquesne	2/4/07
3.	13	Bre Cavanaugh	vs. VCU	3/10/19
4.	12	Lisa Carrol	at Manhattan	12/2/05
		Alexis Black	Stony Brook	11/12/25
6.	11	Lisa Carrol	at Saint Louis	2/11/07
		Asiah Dingle	Quinnipiac	11/9/21
		Asiah Dingle	at Richmond	2/23/22
		Alexis Black	at George Mason	12/3/25

### Year-by-Year Leaders

Year	Player	G	FTM-FTA	FT%
1976-77	Anne Gregory	27	176-N/A	-
1977-78	Anne Gregory	32	158-N/A	-
1978-79	Anne Gregory	34	132-178	.742
1979-80	Anne Gregory	34	118-178	.623
1980-81	Cecelia Wanker	25	64-104	.663
1981-82	Ellen-Jo Haskell	30	79-98	.796
1982-83	Sharon Nast	26	79-104	.760
1983-84	Ellen-Jo Haskell	26	83-106	.783
1984-85	Sharon Nast	28	100-131	.763
1985-86	Sharon Nast	29	145-185	.784
1986-87	Jeanine Radice	29	163-190	.858
1987-88	Jeanine Radice	24	136-154	.883
1988-89	Jeanine Radice	29	158-176	.898
1989-90	Nicole Williams	29	78-103	.757
1990-91	Christie Kennedy	29	82-102	.804
1991-92	Nicole Williams	28	80-110	.727
1992-93	Denise Hammersley	29	68-92	.739
1993-94	Denise Hammersley	30	125-141	.887
1994-95	Denise Hammersley	29	76-98	.776
1995-96	Emier Howard	25	63-91	.692
1996-97	Suzanne Maguire	28	80-103	.777
1997-98	Malysa Thorngren	27	96-140	.686
1998-99	Malysa Thorngren	25	89-132	.674
1999-00	Nailah Wallace	25	63-82	.768
2000-01	Mobolaji Akiode	26	63-87	.724
2001-02	Caitlin Chiamonte	29	63-79	.797
2002-03	Mobolaji Akiode	30	104-135	.770
2003-04	Monica Mack	28	68-90	.756
2004-05	Monica Mack	30	72-91	.791
2005-06	Lisa Carrol	28	103-120	.858
2006-07	Lisa Carrol	25	112-136	.824
2007-08	Megan Mahoney	29	67-93	.720
2008-09	Randall Hurst	29	86-122	.705
2009-10	Randall Hurst	29	113-169	.669
2010-11	Tiffany Stokes	31	89-137	.650
2011-12	Becky Peters	30	65-91	.714
2012-13	Erin Rooney	35	108-133	.812
2013-14	Erin Rooney	33	139-181	.768
2014-15	Tiffany Ruffin	33	82-102	.804
2015-16	Samantha Clark	31	59-87	.678
2016-17	G'mrice Davis	34	97-142	.683
2017-18	Bre Cavanaugh	34	145-171	.848
2018-19	Bre Cavanaugh	34	115-143	.804
2019-20	Bre Cavanaugh	32	142-161	.882
2020-21	Anna DeWolfe	18	56-69	.812
2021-22	Asiah Dingle	29	102-151	.675
2022-23	Asiah Dingle	32	96-126	.762
2023-24	Taylor Donaldson	27	60-83	.723
2024-25	Irene Murua	30	79-99	.798
2025-26	Alexis Black	22	101-118	.856

# FORDHAM WOMEN'S BASKETBALL

## REBOUNDBING RECORDS

### Team Records

#### Most Rebounds

<b>Game:</b>	69	vs. Morgan State	11/24/02
<b>Season:</b>	1,441	1978-79	34 games
<b>Season Avg:</b>	42.9	1981-82	1,288/27 games

### Individual Records

#### Most Rebounds

<b>Game:</b>	32	Anne Gregory	vs. Cortland St.	3/3/77
<b>Season:</b>	640	Anne Gregory	1976-77	27 games
<b>Career:</b>	1,999	Anne Gregory	1976-80	127 games

#### Highest Rebounds Per Game

<b>Season:</b>	23.7	Anne Gregory	1976-77	27 games
<b>Career:</b>	15.7	Anne Gregory	1976-80	127 games

### Career Leaders

#### Total Rebounds

	Reb.	Player	Seasons
1.	1,999	Anne Gregory	1976-80
2.	1,199	G'mrice Davis	2014-18
3.	946	Samantha Clark	2012-16
4.	910	Nicole Williams	1988-92
5.	904	Kaitlyn Downey	2018-23
6.	796	Kendell Heremaia	2017-22
7.	792	Sharon Nast	1982-86
8.	737	Suzanne Maguire	1993-97
9.	715	Kelly Fitzpatrick	1991-95
	715	Kyshawn Ruff	2001-05

#### Rebounds Per Game

	RPG	Player	Seasons
1.	15.7	Anne Gregory	1976-80
2.	9.6	G'mrice Davis	2014-18
3.	8.6	Terri Vaccarino	1981-85
4.	8.0	Nicole Williams	1988-92
5.	7.5	Sharon Nast	1982-86
	7.5	Malysa Thorngren	1997-99
7.	7.2	Kelly Fitzpatrick	1991-95
	7.2	Samantha Clark	2012-16
9.	6.9	Kyshawn Ruff	2001-05
10.	6.6	Suzanne Maguire	1993-97

### Season Leaders

#### Total Rebounds

	Reb.	Player	Season
1.	640	Anne Gregory	1976-77
2.	493	Anne Gregory	1977-78
3.	444	Anne Gregory	1978-79
4.	436	G'mrice Davis	2016-17
5.	429	G'mrice Davis	2017-18
6.	422	Anne Gregory	1979-80
7.	297	Samantha Clark	2015-16
8.	283	Kyshawn Ruff	2002-03
9.	276	Mary Goulding	2018-19
10.	274	Terri Vaccarino	1981-82
	274	Kelly Fitzpatrick	1993-94

#### Rebounds Per Game

	RPG	Player	Season
1.	23.7	Anne Gregory	1976-77
2.	15.4	Anne Gregory	1977-78
3.	13.4	G'mrice Davis	2017-18
4.	13.1	Anne Gregory	1978-79
5.	12.8	G'mrice Davis	2016-17
6.	12.4	Anne Gregory	1979-80
7.	10.2	Kaitlyn Downey	2020-21
8.	9.6	Samantha Clark	2015-16
9.	9.5	Nicole Williams	1990-91
10.	9.4	Terri Vaccarino	1981-82

### By Class

<b>Freshman:</b>	640	Anne Gregory	1976-77
<b>Sophomore:</b>	493	Anne Gregory	1977-78
<b>Junior:</b>	444	Anne Gregory	1978-79
<b>Senior:</b>	429	G'mrice Davis	2017-18

### Single Game Leaders

	#	Player	Opponent	Date
1.	32	Anne Gregory	vs. Cortland State	3/3/77
2.	26	Anne Gregory	Brooklyn	2/13/78
3.	23	Anne Gregory	vs. Long Beach St.	3/16/79
4.	22	Anne Gregory	vs. Syracuse	2/24/78
		Anne Gregory	vs. Oakland	12/29/78
		Anne Gregory	Iona	2/28/78
7.	21	Kelly Fitzpatrick	Bucknell	1/14/95
		Kyshawn Ruff	St. Bonaventure	2/13/03
		G'mrice Davis	vs. Grambling St.	11/27/16
		G'mrice Davis	at Davidson	2/10/18

### Year-by-Year Leaders

Year	Player	G	Rebounds	Avg
1976-77	Anne Gregory	27	640	23.7
1977-78	Anne Gregory	32	493	15.4
1978-79	Anne Gregory	34	444	13.1
1979-80	Anne Gregory	34	422	12.4
1980-81	Cecelia Wanker	25	199	8.0
1981-82	Terri Vaccarino	29	274	9.4
1982-83	Terri Vaccarino	26	206	7.9
1983-84	Sharon Nast	23	191	8.3
1984-85	Terri Vaccarino	27	225	8.3
1985-86	Sharon Nast	29	230	7.9
1986-87	Liz Kane	28	223	7.9
1987-88	Lara Matsalla	28	174	6.2
1988-89	Nicole Williams	29	181	6.2
1989-90	Nicole Williams	29	234	8.1
1990-91	Nicole Williams	28	266	9.5
1991-92	Christie Kennedy	29	264	9.1
1992-93	Tammilyn Borkowski	27	237	8.8
1993-94	Kelly Fitzpatrick	30	274	9.1
1994-95	Kelly Fitzpatrick	29	256	8.8
1995-96	Suzanne Maguire	26	160	6.2
1996-97	Suzanne Maguire	28	223	8.0
1997-98	Malysa Thorngren	27	197	7.3
1998-99	Malysa Thorngren	25	195	7.8
1999-00	Chelsea Keegan	27	172	6.4
2000-01	Lauren Fleischer	28	161	5.8
2001-02	Kyshawn Ruff	29	187	6.4
2002-03	Kyshawn Ruff	30	283	9.4
2003-04	Stacey Price	28	171	6.1
2004-05	Jada Jefferson	31	212	6.8
2005-06	Jada Jefferson	28	241	8.6
2006-07	LaToya Chambers	24	159	6.6
2007-08	Takita Earl	29	215	7.4
2008-09	Randall Hurst	29	174	6.0
2009-10	Randall Hurst	29	177	6.1
2010-11	Tiffany Stokes	31	234	7.6
2011-12	Charlotte Stoddart	30	193	6.4
2012-13	Abigail Corning	35	248	7.1
2013-14	Erin Rooney	33	240	7.3
2014-15	Samantha Clark	33	252	7.6
2015-16	Samantha Clark	31	297	9.6
2016-17	G'mrice Davis	34	436	12.8
2017-18	G'mrice Davis	32	429	13.4
2018-19	Mary Goulding	33	276	8.4
2019-20	Kendell Heremaia	32	250	7.8
2020-21	Kaitlyn Downey	18	183	10.2
2021-22	Kaitlyn Downey	29	167	5.8
2022-23	Jada Dapaa	31	254	7.7
2023-24	Matilda Flood	29	164	5.7
2024-25	Irene Murua	30	199	6.6
2025-26	Emma Wilson-Saltos	30	161	5.4

# FORDHAM WOMEN'S BASKETBALL

## ASSISTS RECORDS

### Team Records

#### Most Assists

Game:	31	vs. Bucknell	3/1/91
Season:	550	1991-92	29 games
Season Avg:	19.0	1991-92	29 games

### Individual Records

#### Most Assists

Game:	17	Mary Hayes	vs. Brooklyn	1/27/79
Season:	305	Mary Hayes	1977-78	32 games
Career:	725	Mary Hayes	1975-79	---

#### Most Assists Per Game

Season:	9.5	Mary Hayes	1977-78	32 games
Career:	4.7	Tiffany Ruffin	2014-15	33 games

### Career Leaders

#### Total Assists

	Ast	Player	Seasons
1.	725	Mary Hayes	1975-79
2.	487	Cami Cass	1988-92
3.	413	Jeanine Radice	1985-89
4.	409	Denise Hammersley	1991-95
5.	378	Laura DeGennaro	1981-85
6.	372	Kathryn McCabe	1995-99
7.	359	Heather Donlon	1989-93
8.	358	Monica Mack	2001-05
9.	340	Abigail Corning	2010-14
10.	329	Eileen Welsh	1984-88

#### Assists Per Game

	APG	Player	Seasons
1.	4.7	Tiffany Ruffin	2014-15
2.	4.5	Cami Cass	1988-92
3.	4.4	Erin Rooney	2013-15
4.	4.0	Taya Davis	2023-25
5.	3.7	Jeanine Radice	1985-89
6.	3.6	Kathryn McCabe	1995-99
7.	3.5	Denise Hammersley	1991-95
8.	3.4	Laura DeGennaro	1981-85
9.	3.2	Asiah Dingle	2021-23
.	3.1	Heather Donlon	1989-93
		Monica Mack	2001-05
		Lisa Carrol	2005-07

### Season Leaders

#### Total Assists

	Ast	Player	Season
1.	305	Mary Hayes	1977-78
2.	227	Mary Hayes	1978-79
3.	170	Erin Rooney	2013-14
4.	154	Tiffany Ruffin	2014-15
5.	145	Abigail Corning	2013-14
6.	142	Rebecca Myers	1983-84
7.	135	Jeanine Radice	1988-89
		Taya Davis	2024-25
9.	131	Denise Hammersley	1994-95
10.	130	Erin Rooney	2012-13

#### Assists Per Game

	APG	Player	Season
1.	9.5	Mary Hayes	1977-78
2.	7.1	Mary Hayes	1978-79
3.	5.5	Rebecca Myers	1983-84
4.	5.2	Erin Rooney	2013-14
5.	5.1	Cami Cass	1990-91
6.	4.7	Jeanine Radice	1988-89
		Tiffany Ruffin	2014-15
		Taya Davis	2024-25
9.	4.6	Kathryn McCabe	1997-98
		Kathryn McCabe	1998-99

### By Class

Freshman:	125	Cami Cass	1988-89
Sophomore:	119	Monica Mack	2002-03
Junior:	305	Mary Hayes	1977-78
Senior:	227	Mary Hayes	1978-79

### Single Game Leaders

	#	Player	Opponent	Date
1.	17	Liz McGovern	N/A	N/A
		Mary Hayes	Brooklyn	1/27/79
3.	15	Mary Hayes	at Manhattanville	2/22/77
		Cami Cass	Bucknell	2/16/91
5.	14	Mary Hayes	vs. Syracuse	2/24/78
6.	13	Taya Davis	at La Salle	2/12/25
7.	12	Mary Hayes	at Seton Hall	2/10/78
		Mary Hayes	Adelphi	2/12/78
		Mary Hayes	vs. Pepperdine	3/21/78

### Year-by-Year Leaders

Year	Player	G	Assists	Avg
1976-77	N/A	N/A	N/A	
1977-78	Mary Hayes	32	305	9.5
1978-79	Mary Hayes	32	227	7.1
1979-80	Annette Kennedy	34	111	3.3
1980-81	Tracy Connell	26	91	3.5
1981-82	Laura DeGennaro	30	88	2.9
1982-83	Laura DeGennaro	26	94	3.6
1983-84	Rebecca Myers	26	142	5.5
1984-85	Laura DeGennaro	28	101	3.6
1985-86	Eileen Welsh	29	109	3.8
1986-87	Eileen Welsh	29	102	3.5
1987-88	Jeanine Radice	24	82	3.4
1988-89	Jeanine Radice	29	135	4.7
1989-90	Cami Cass	29	114	3.9
1990-91	Cami Cass	25	127	5.1
1991-92	Cami Cass	27	121	4.5
1992-93	Denise Hammersley	29	111	3.8
1993-94	Denise Hammersley	30	122	4.1
1994-95	Denise Hammersley	29	131	4.5
1995-96	Lisa Andrews	26	78	3.0
1996-97	Kathryn McCabe	23	90	3.9
1997-98	Kathryn McCabe	27	123	4.6
1998-99	Kathryn McCabe	27	125	4.6
1999-00	Nailah Wallace	25	58	2.3
2000-01	Maureen Garvey	28	76	2.7
2001-02	Annie DeRoy	27	77	2.9
2002-03	Monica Mack	30	119	4.0
2003-04	Monica Mack	28	92	3.3
2004-05	Lara Hanson	31	109	3.5
2005-06	Lisa Carrol	28	81	2.9
2006-07	Lisa Carrol	25	85	3.4
2007-08	Annie Zopf	29	81	2.8
2008-09	Annie Zopf	29	59	2.0
2009-10	Kristina Bell	29	67	2.3
2010-11	Kristina Bell	31	65	2.1
2011-12	Arielle Collins	30	99	3.3
2012-13	Erin Rooney	35	130	3.7
2013-14	Erin Rooney	33	170	5.2
2014-15	Tiffany Ruffin	33	154	4.7
2015-16	Danielle Burns	31	76	2.5
2016-17	Asnate Fomina	34	64	1.9
2017-18	Lauren Holden	34	86	2.5
2018-19	Mary Goulding	33	94	2.9
2019-20	Kendell Heremaia	32	87	2.7
2020-21	Kendell Heremaia	18	58	3.2
2021-22	Asiah Dingle	29	92	3.2
2022-23	Asiah Dingle	32	104	3.2
2023-24	Taya Davis	28	95	3.4
2024-25	Taya Davis	29	135	4.7
2025-26	Carryn Easley	29	84	2.9

# FORDHAM WOMEN'S BASKETBALL

## BLOCK RECORDS

### Team Records

#### Most Blocks

Game:	12	at Lafayette	3/5/94
Season:	152	1992-93	29 games
Season Avg:	5.2	1992-93	29 games

### Individual Records

#### Most Blocks

Game:	10	Kelly Roche	vs. Navy	2/1/92
Season:	95	Kelly Roche	1992-93	29 games
Career:	200	Anne Gregory	1976-80	127 games

#### Most Blocks Per Game

Season:	3.3	Kelly Roche	1992-93	29 games
Career:	1.9	Kelly Roche	1989-93	90 games

### Career Leaders

#### Total Blocks

	Blocks	Player	Seasons
1.	200	Anne Gregory	1976-80
2.	174	Kelly Roche	1989-93
3.	149	Samantha Clark	2012-16
4.	147	Terri Vaccarino	1981-85
5.	125	Liz Kane	1986-90
6.	124	Kyshawn Ruff	2001-05
7.	107	Kathleen Reidy	1986-90
8.	105	Jada Jefferson	2002-06
9.	101	Stacey Price	2001-06
10.	91	Kaitlyn Downey	2018-23

#### Blocks Per Game

	BPG	Player	Seasons
1.	1.9	Kelly Roche	1989-93
2.	1.8	Terri Vaccarino	1981-85
3.	1.6	Anne Gregory	1976-80
4.	1.2	Liz Kane	1986-90
		Kyshawn Ruff	2001-05
		Takita Earl	2007-09
7.	1.1	Vanessa Silva	2004-06
		Samantha Clark	2012-16
9.	1.0	Kathleen Reidy	1986-90
		Malyssa Thorngren	1997-99
		Jada Jefferson	2002-06

### Season Leaders

#### Total Blocks

	Blocks	Player	Season
1.	95	Kelly Roche	1992-93
2.	66	Kelly Roche	1991-92
3.	57	Terri Vaccarino	1982-83
4.	53	Anne Gregory	1978-79
5.	51	Anne Gregory	1977-78
6.	50	Anne Gregory	1979-80
	50	Samantha Clark	2012-13
8.	46	Anne Gregory	1976-77
	46	Terri Vaccarino	1984-85
	46	Jada Jefferson	2004-05

#### Blocks Per Game

	BPG	Player	Season
1.	3.3	Kelly Roche	1992-93
2.	2.3	Kelly Roche	1991-92
3.	2.2	Terri Vaccarino	1982-83
4.	1.7	Anne Gregory	1976-77
		Terri Vaccarino	1984-85
6.	1.6	Anne Gregory	1977-78
		Anne Gregory	1978-79
8.	1.5	6 Times	

### By Class

Freshman:	50	Samantha Clark	2012-13
Sophomore:	57	Terri Vaccarino	1982-83
Junior:	66	Kelly Roche	1991-92
Senior:	95	Kelly Roche	1992-93

### Single Game Leaders

	#	Player	Opponent	Date
1.	10	Kelly Roche	Navy	2/1/92
2.	6	Anne Gregory	Army	12/2/80
	6	Kyshawn Ruff	at Dayton	1/16/04
	6	Samantha Clark	George Mason	1/13/16
	6	Samantha Clark	UMass	1/16/13
	6	Samantha Clark	Richmond	1/20/13
7.	5	Kyshawn Ruff	Xavier	2/2/03
	5	Kyshawn Ruff	Rhode Island	2/19/03
	5	Kyshawn Ruff	vs. Xavier	3/5/04
	5	Jada Jefferson	at UMass	1/16/05
	5	Christina Gaskin	Navy	12/29/11

### Year-by-Year Leaders

Year	Player	G	Blocks	Avg
1976-77	Anne Gregory	27	46	1.7
1977-78	Anne Gregory	32	51	1.6
1978-79	Anne Gregory	34	53	1.6
1979-80	Anne Gregory	34	50	1.5
1980-81	Cecelia Wanker	25	19	1.3
1981-82	Terri Vaccarino	29	44	1.5
1982-83	Terri Vaccarino	26	57	2.2
1983-84	Kathy Walsh	26	25	1.0
1984-85	Terri Vaccarino	27	46	1.7
1985-86	Julie Szekeresh	29	9	0.3
1986-87	Liz Kane	28	30	1.1
1987-88	Kathleen Reidy	23	34	1.4
1988-89	Liz Kane	29	32	1.1
1989-90	Liz Kane	29	34	1.2
1990-91	Kelly Roche	20	13	0.7
1991-92	Kelly Roche	29	66	2.3
1992-93	Kelly Roche	29	95	3.3
1993-94	Suzanne Maguire	30	26	0.9
1994-95	Suzanne Maguire	28	24	0.9
1995-96	Suzanne Maguire	26	19	0.7
1996-97	Suzanne Maguire	28	21	0.8
1997-98	Malyssa Thorngren	27	27	1.0
1998-99	Malyssa Thorngren	25	26	1.0
1999-00	Mobolaji Akiode	27	21	0.8
2000-01	Lauren Fleischer	28	25	0.9
2001-02	Kyshawn Ruff	29	33	1.1
2002-03	Kyshawn Ruff	30	43	1.4
2003-04	Stacey Price	28	37	1.3
2004-05	Jada Jefferson	31	46	1.5
2005-06	Jada Jefferson	28	41	1.5
2006-07	LaToya Chalmers	24	23	1.0
2007-08	Takita Earl	29	44	1.5
2008-09	Takita Earl	29	28	1.0
2009-10	Tiffany Stokes	30	24	0.8
2010-11	Tiffany Stokes	31	26	0.8
2011-12	Christina Gaskin	30	33	1.1
2012-13	Samantha Clark	35	50	1.4
2013-14	Samantha Clark	33	26	0.8
2014-15	Samantha Clark	33	37	1.1
2015-16	Samantha Clark	31	36	1.2
2016-17	G'mrice Davis	34	16	0.5
2017-18	G'mrice Davis	32	17	0.5
2018-19	Mary Goulding	33	9	0.3
2019-20	Kaitlyn Downey	32	23	0.7
2020-21	Kaitlyn Downey	18	15	0.8
2021-22	Kaitlyn Downey	29	22	0.8
2022-23	Kaitlyn Downey	32	25	0.8
2023-24	Rose Nelson	27	36	1.3
2024-25	Rose Nelson	30	25	0.8
2025-26	Emma Wilson-Saltos	30	22	0.7

# FORDHAM WOMEN'S BASKETBALL

## STEAL RECORDS

### Team Records

#### Most Steals

<b>Game:</b>	21	vs. Saint Peter's	11/10/22
<b>Season:</b>	470	1978-79	34 games
<b>Season Avg:</b>	13.8	1978-79	34 games

### Individual Records

#### Most Steals

<b>Game:</b>	10	Asiah Dingle	vs. Saint Peter's	11/10/22
<b>Season:</b>	111	Asiah Dingle	2022-23	32 games
<b>Career:</b>	232	Denise Hammersley	1991-95	127 games

#### Most Steals Per Game

<b>Season:</b>	3.5	Asiah Dingle	2022-23	32 games
<b>Career:</b>	2.9	Asiah Dingle	2021-23	61 games

### Career Leaders

#### Total Steals

	Steals	Player	Seasons
1.	232	Denise Hammersley	1991-95
2.	191	Becky Peters	2008-12
3.	188	Cami Cass	1988-92
4.	184	Jeanine Radice	1985-89
5.	182	Monica Mack	2001-05
6.	177	Asiah Dingle	2021-23
7.	175	Laura DeGennaro	1981-85
8.	171	Suzanne Maguire	1993-97
9.	170	Theresa Hrubash	1978-82
	170	Arielle Collins	2009-13

#### Steals Per Game

	Steals	Player	Seasons
1.	2.9	Asiah Dingle	2021-23
2.	2.4	Maureen Corrigan	1978-80
3.	2.2	Taylor Donaldson	2023-25
4.	2.0	Annette Kennedy	1978-80
5.	1.9	Liz McGovern	1978-79
		Megan Mahoney	2007-09
7.	1.7	Jeanine Radice	1985-89
		Cami Cass	1988-92

### Season Leaders

#### Total Steals

	Steals	Player	Season
1.	111	Asiah Dingle	2022-23
2.	100	Mary Hayes	1977-78
3.	96	Mary Hayes	1978-79
4.	90	Maureen Corrigan	1978-79
5.	79	Arielle Collins	2012-13
6.	75	Maureen Corrigan	1979-80
	75	Denise Hammersley	1994-95
8.	74	Annette Kennedy	1979-80
9.	71	Laura DeGennaro	1983-84
	71	Lisa Andrews	1994-95

#### Steals Per Game

	SPG	Player	Season
1.	3.5	Asiah Dingle	2022-23
2.	3.0	Mary Hayes	1978-79
3.	2.7	Laura DeGennaro	1983-84
4.	2.6	Denise Hammersley	1994-95
		Maureen Corrigan	1978-79
6.	2.4	Denise Hammersley	1992-93
		Lisa Andrews	1994-95
8.	2.3	Theresa Hrubash	1980-81
		Lisa Andrews	1995-96
		Arielle Collins	2012-13

### By Class

<b>Freshman:</b>	90	Maureen Corrigan	1978-79
<b>Sophomore:</b>	75	Maureen Corrigan	1979-80
<b>Junior:</b>	100	Mary Hayes	1977-78
<b>Senior:</b>	111	Asiah Dingle	2022-23

### Single Game Leaders

	#	Player	Opponent	Date
1.	10	Asiah Dingle	Saint Peter's	11/10/22
2.	8	Liz McGovern	N/A	N/A
		Mary Hayes	N/A	N/A
		Cami Cass	at Butler	1/6/89
		Cami Cass	Holy Cross	2/19/92
		Lauren Fleischer	Rhode Island	2/18/01
		Asiah Dingle	Richmond	1/25/23
8.	7	Bre Cavanaugh	Rhode Island	2/4/18
		Emy Hayford	at Siena	12/7/23

### Year-by-Year Leaders

Year	Player	G	Steals	Avg
1976-77	N/A	-	-	-
1977-78	Mary Hayes	-	100	-
1978-79	Mary Hayes	32	96	3.0
1979-80	Maureen Corrigan	34	75	2.2
1980-81	Theresa Hrubash	23	52	2.3
1981-82	DeGennaro/Hrubash	26/30	51	2.0/1.7
1982-83	Carol Elser	24	47	2.0
1983-84	Laura DeGennaro	26	71	2.7
1984-85	Peg Burns	28	37	1.3
1985-86	Nast/Radice	29	46	1.6
1986-87	Jeanine Radice	24	47	2.0
1987-88	Jeanine Radice	29	47	1.6
1988-89	Cami Cass	27	53	2.0
1989-90	Cami Cass	29	38	1.3
1990-91	Cami Cass	25	48	1.9
1991-92	Cami Cass	27	49	1.8
1992-93	Denise Hammersley	29	70	2.4
1993-94	Denise Hammersley	30	65	2.2
1994-95	Denise Hammersley	29	75	2.6
1995-96	Lisa Andrews	26	59	2.3
1996-97	Maureen Garvey	28	51	1.8
1997-98	Kathryn McCabe	27	35	1.3
1998-99	Malysa Thorngren	25	48	1.9
1999-00	Nailah Wallace	25	31	1.2
2000-01	Lauren Fleischer	28	44	1.6
2001-02	Annie DeRoy	27	58	2.2
2002-03	Monica Mack	30	58	1.9
2003-04	Monica Mack	28	52	1.9
2004-05	Monica Mack	30	47	1.6
2005-06	Lisa Carrol	28	39	1.4
2006-07	LaToya Chalmers	24	30	1.3
2007-08	Megan Mahoney	29	57	2.0
2008-09	Becky Peters	29	43	1.5
2009-10	Becky Peters	30	53	1.8
2010-11	Becky Peters	31	55	1.8
2011-12	Arielle Collins	30	57	1.9
2012-13	Arielle Collins	35	79	2.3
2013-14	Erin Rooney	33	43	1.3
2014-15	Tiffany Ruffin	33	51	1.6
2015-16	Samantha Clark	31	30	1.0
2016-17	G'mrice Davis	34	33	1.0
2017-18	G'mrice Davis	32	50	1.6
2018-19	Mary Goulding	33	41	1.2
2019-20	Kendell Heremaia	32	46	1.4
2020-21	Anna DeWolfe	18	24	1.3
2021-22	Asiah Dingle	29	66	2.3
2022-23	Asiah Dingle	32	111	3.5
2023-24	Taylor Donaldson	27	62	2.3
2024-25	Taylor Donaldson	25	54	2.2
2025-26	Carryn Easley	29	49	1.7

# FORDHAM WOMEN'S BASKETBALL

## SINGLE GAME RECORDS (INDIVIDUAL)

### Points Scored

#	Player	Date	Game
1.	42 Alexis Black	11/20/25	Saint Peter's
2.	40 Jeanine Radice	12/5/87	Drexel
3.	39 Cecelia Wanker	2/10/82	N.Y.I.T.
	Lisa Carrol	12/7/06	Yale
5.	38 Anne Gregory	2/29/80	Massachusetts
	Jeanine Radice	2/10/88	at Columbia
7.	37 Jeanine Radice	2/17/88	at Iona
	Bre Cavanaugh	1/31/18	at Saint Louis
9.	36 Anne Gregory	3/3/77	vs. Cortlandt State
10.	35 Anne Gregory	2/13/78	at Brooklyn
	Jeanine Radice	2/27/89	Marist
	Kendell Heremaia	2/16/22	at Massachusetts
	Taylor Donaldson	11/28/23	Saint Peter's

### Field Goals Made

#	Player	Date	Game
1.	17 Cecelia Wanker	2/10/82	N.Y.I.T.
2.	16 Mary Ann Bilotti	2/11/78	Adelphi
3.	15 Nicole Williams	3/1/91	vs. Bucknell
4.	14 Nailah Wallace	11/30/00	St. Francis BK
	Mobolaji Akiode	2/13/03	St. Bonaventure
6.	13 Anne Gregory	2/13/78	at Brooklyn
	Anne Gregory	2/8/79	Connecticut
	Megan Mahoney	1/12/08	Saint Louis
	G'mrice Davis	1/6/18	Saint Louis
	Asiah Dingle	2/8/23	at Massachusetts
	Alexis Black	11/20/25	at Seton Hall

### Field Goals Attempted

#	Player	Date	Game
1.	30 Bre Cavanaugh	1/31/18	at Saint Louis
2.	28 Taylor Donaldson	12/22/24	vs. Xavier
3.	27 G'mrice Davis	1/6/18	Saint Louis
	Bre Cavanaugh	2/13/20	Davidson
5.	26 Megan Mahoney	1/12/08	Saint Louis
	Anna DeWolfe	12/8/21	Manhattan
7.	25	7 times	

### Field Goals % (min. 10 attempts)

#	Player	Date	Game
1.	1.000 (11-11) Nicole Williams	1/23/90	Iona
2.	.929 (13-14) Anne Gregory	2/8/79	Connecticut
3.	.917 (11-12) Tiffany Stokes	11/13/09	Albany
4.	.909 (10-11) Chandra Lambert	11/19/97	at Monmouth
	Jada Jefferson	1/6/05	at Virginia Tech
6.	.900 (9-10) Taya Davis	12/4/24	at Yale
7.	.833 (10-12) Chandra Lambert	12/19/96	St. Francis BK
8.	.824 (14-17) Nailah Wallace	11/30/00	St. Francis BK
9.	.818 (9-11) Abigail Corning	12/7/13	at Holy Cross
10.	.800 (8-10)	13 times	

### 3-Point Field Goals Made

#	Player	Date	Game
1.	11 Kendell Heremaia	2/16/22	at Massachusetts
2.	9 Denise Hammersley	1/26/94	at Lafayette
3.	8 Hannah Missry	12/5/15	Delaware State
	Kendell Heremaia	11/13/21	at Seton Hall
5.	7 Heather Donlon	2/10/90	at Holy Cross
	Heather Donlon	2/6/93	at Bucknell
	Maureen Garvey	1/17/99	Xavier
	Beth Ann Dickinson	1/28/03	at Holy Cross
	Daniela Roark	1/5/07	at Morgan State
	Kaitlyn Downey	11/30/22	Fairfield
	Anna DeWolfe	1/18/23	Massachusetts
	Taylor Donaldson	11/28/23	Saint Peter's
	Alexis Black	11/20/25	at Seton Hall

### 3-Point Field Goals Attempted

#	Player	Date	Game
1.	19 Kendell Heremaia	2/16/22	at Massachusetts
2.	16 Hannah Missry	1/15/14	at VCU
	Hannah Missry	12/5/15	Delaware State
	Taylor Donaldson	12/22/24	vs. Xavier
5.	15 Hannah Missry	11/30/14	Drake
	Hannah Missry	2/25/15	at George Mason
	Lauren Holden	12/6/17	at Penn State
	Anna DeWolfe	1/18/23	Massachusetts
	Taylor Donaldson	11/20/24	at Manhattan

### 3-Point Field Goals % (min. 5 made)

#	Player	Date	Game
1.	1.000 (7-7) Heather Donlon	2/10/90	at Holy Cross
2.	1.000 (5-5) Maureen Garvey	12/31/96	at Loyola
	Lisa Carrol	1/3/06	St. Bonaventure
	Becky Peters	12/10/08	at Iona
5.	.857 (6-7) Suzanne Maguire	1/13/97	at Holy Cross
	Kady Kanoute	1/13/00	at Temple
7.	.833 (5-6) Maureen Garvey	1/10/01	Duquesne
	Lara Hanson	1/26/02	at Massachusetts
	Beth Trout	2/2/08	at Richmond
	Becky Peters	1/29/11	at Duquesne
	Lauren Holden	2/10/18	at Davidson
	Bre Cavanaugh	1/4/20	St. Bonaventure

### Free Throws Made

#	Player	Date	Game
1.	17 Lisa Carrol	12/7/06	Yale
2.	16 Lisa Carrol	2/4/07	at Duquesne
3.	13 Bre Cavanaugh	3/10/19	vs. VCU
4.	12 Lisa Carrol	12/2/05	at Manhattan
	Alexis Black	11/12/25	Stony Brook
6.	11 Lisa Carrol	2/11/07	at Saint Louis
	Asiah Dingle	11/9/21	Quinnipiac
	Asiah Dingle	2/23/22	at Richmond
	Alexis Black	12/3/25	at George Mason

### Free Throws Attempted

#	Player	Date	Game
1.	19 Lisa Carrol	12/7/06	Yale
2.	18 Lisa Carrol	2/4/07	at Duquesne
3.	17 Alexis Black	11/12/25	Stony Brook
4.	15 Malysa Thorngren	11/14/98	Monmouth
5.	14 Kyshawn Ruff	2/19/03	Rhode Island
	Lisa Carrol	1/10/06	at Yale
	Bre Cavanaugh	3/10/19	vs. VCU
	Asiah Dingle	2/23/22	at Richmond
9.	13 Maureen Garvey	1/21/01	St. Bonaventure
	Mobolaji Akiode	11/22/02	at Brown
	Mobolaji Akiode	2/19/03	Rhode Island
	Lisa Carrol	2/11/07	at Saint Louis
	Asiah Dingle	11/9/21	Quinnipiac

### Free Throw % (at least 9 made)

#	Player	Date	Game
1.	1.000 (16-16) Denise Hammersley	2/19/94	Lafayette
2.	1.000 (13-13) Jeanine Radice	1/31/87	Holy Cross
3.	1.000 (12-12) Lisa Carrol	12/2/05	at Manhattan
4.	1.000 (11-11) Alexis Black	11/20/25	at Seton Hall
5.	1.000 (10-10) Erin Rooney	11/17/13	Pacific
	Bre Cavanaugh	2/8/20	at Massachusetts
	Bre Cavanaugh	3/6/20	vs. Duquesne
	Asiah Dingle	2/19/23	George Mason

# FORDHAM WOMEN'S BASKETBALL

## SINGLE GAME RECORDS (INDIVIDUAL)

### Rebounds

#	Player	Date	Game
1.	32 Anne Gregory	3/3/77	vs. Cortlandt State
2.	26 Anne Gregory	2/13/78	at Brooklyn
3.	23 Anne Gregory	3/16/79	vs. Long Beach St.
4.	22 Anne Gregory	2/24/78	vs. Syracuse
	Anne Gregory	12/29/79	vs. Oakland
	Anne Gregory	2/28/78	Iona
7.	21 Kelly Fitzpatrick	1/14/95	Bucknell
	Kyshawn Ruff	2/13/03	St. Bonaventure
	G'mrice Davis	11/27/16	vs. Grambling St.
	G'mrice Davis	2/10/18	at Davidson
11.	20 Liz McGovern	2/15/78	St. Francis BK
	Terri Vaccarino	2/24/82	La Salle
	Nicole Williams	2/25/89	La Salle
	Nicole Williams	2/19/90	Canisius
	Tammilyn Borkowski	12/2/92	at Monmouth
	Tammilyn Borkowski	1/25/93	Manhattan
	Kyshawn Ruff	2/2/03	Xavier
	Kaitlyn Downey	11/25/20	at Stony Brook

### Assists

#	Player	Date	Game
1.	17 Liz McGovern	N/A	N/A
	Mary Hayes	1/27/79	Brooklyn
3	15 Mary Hayes	2/22/77	at Manhattanville
	Mary Hayes	12/16/78	Wagner
	Cami Cass	2/16/91	Bucknell
6.	13 Taya Davis	2/12/25	at La Salle
7.	11 Cami Cass	12/7/91	at Providence
	Heather Donlon	12/8/91	Harvard
	Erin Rooney	1/11/14	Richmond
	Erin Rooney	1/15/14	at VCU
	Taya Davis	2/26/25	La Salle

### Steals

#	Player	Date	Game
1.	10 Asiah Dingle	11/10/22	Saint Peter's
2.	8 Liz McGovern	N/A	N/A
	Mary Hayes	N/A	N/A
	Cami Cass	1/6/89	at Butler
	Cami Cass	2/19/92	Holy Cross
	Lauren Fleischer	2/18/01	Rhode Island
7.	7 Bre Cavanaugh	2/4/18	Rhode Island
	Emy Hayford	12/7/23	at Siena

### Blocks

#	Player	Date	Game
1.	10 Kelly Roche	2/1/92	Navy
2.	6 Anne Gregory	12/2/80	Army
	Kyshawn Ruff	1/16/04	at Dayton
	Samantha Clark	1/16/13	Massachusetts
	Samantha Clark	1/20/13	Richmond
	Samantha Clark	1/13/16	George Mason
7.	5 Kyshawn Ruff	2/2/03	Xavier
	Kyshawn Ruff	2/19/03	Rhode Island
	Kyshawn Ruff	3/5/04	vs. Xavier
	Jada Jefferson	1/16/05	at Massachusetts
	Christina Gaskin	12/29/11	vs. Navy

### 30+ Point Scorers

Pts	Player	Game	Date
42	Alexis Black	at Seton Hall	11/20/25
40	Jeanine Radice	Drexel	12/5/87
39	Cecelia Wanker	N.Y.I.T.	2/10/82
	Lisa Carrol	Yale	12/7/06
38	Anne Gregory	Massachusetts	2/29/80
	Jeanine Radice	at Columbia	2/10/88
37	Jeanine Radice	at Iona	2/17/88
	Bre Cavanaugh	at Saint Louis	1/31/18
36	Anne Gregory	vs. Cortlandt State	3/3/77
35	Anne Gregory	at Brooklyn	2/13/78
	Jeanine Radice	Marist	2/27/89
	Kendell Heremaia	at Massachusetts	2/16/22
	Taylor Donaldson	Saint Peter's	11/28/23
34	Jeanine Radice	Bucknell	11/28/87
	Bre Cavanaugh	Dayton	1/17/18
	Anna DeWolfe	Hofstra	12/18/20
	Asiah Dingle	Quinnipiac	11/9/21
33	Anne Gregory	vs. Kansas	12/27/78
	Sharon Nast	Yale	12/9/85
	Jeanine Radice	Iona	2/28/87
	Jeanine Radice	vs. Saint Peter's (MAAC Q)	3/5/87
	Jeanine Radice	Georgia Tech	12/6/87
	Jeanine Radice	at U.S. International	1/2/88
	Denise Hammersley	at Lafayette	1/26/94
	Lisa Carrol	at La Salle	1/9/07
	Anna DeWolfe	Massachusetts	1/18/23
32	Sharon Nast	La Salle	2/20/84
	Sharon Nast	vs. Wake Forest	1/2/86
	Jeanine Radice	vs. Penn	1/3/86
	Jeanine Radice	St. John's	11/29/88
	Jeanine Radice	vs. Delaware	12/28/88
	Nailah Wallace	St. Francis Brooklyn	11/30/00
	Mobolaji Akiode	St. Bonaventure	2/13/03
	Bre Cavanaugh	at Drexel (WNIT R2)	3/18/18
31	Jeanine Radice	at Iona	1/15/87
	Jeanine Radice	Hartford	2/10/87
	Jeanine Radice	Holy Cross	1/30/88
	Jeanine Radice	Fairfield	2/20/88
	Jeanine Radice	vs. Manhattan (MAAC QF)	3/3/89
	Nicole Williams	vs. Bucknell (PL QF)	3/1/91
	Suzanne Maguire	at Holy Cross	1/13/97
	Mobolaji Akiode	George Washington	1/15/03
	Marah Strickland	Saint Joseph's	2/24/13
	Danielle Burns	George Washington	2/3/16
	G'mrice Davis	Saint Louis	1/6/18
	Asiah Dingle	at Richmond	2/23/22
30	Anne Gregory	at Rutgers	11/29/78
	Anne Gregory	vs. Oakland	12/29/78
	Sharon Nast	at Iona	2/12/86
	Jeanine Radice	Queens	2/18/86
	Julie Szekeres	vs. Iona (MAAC QF)	3/5/86
	Jeanine Radice	Bucknell	12/4/88
	Maureen Garvey	Xavier	1/17/99
	Mobolaji Akiode	at Richmond	1/9/03
	Megan Mahoney	Saint Louis	1/12/08
	Hannah Missry	Delaware State	12/5/15
	Bre Cavanaugh	Saint Joseph's	2/29/20
	Asiah Dingle	at Massachusetts	2/8/23
	Alexis Black	NJIT	11/7/25

# FORDHAM WOMEN'S BASKETBALL

## TRIPLE DOUBLES

Player	#	Game
Kelly Roche	17 pts, 17 reb, 10 blks	Navy (2/1/92)
Erin Rooney	11 pts, 10 reb, 11 ast	at VCU (1/15/14)

## DOUBLE DOUBLES

### Career Double-Doubles

#	Player	Years	Career Games
1.	57	G'mrice Davis	2014-18
2.	22	Kaitlyn Downey	2018-23
3.	21	Samantha Clark	2013-17
4.	17	Mary Goulding	2016-19
5.	14	Malysa Thorngren	1997-99
6.	13	Jada Jefferson	2002-06
		Kendell Heremaia	2017-22
8.	10	Erin Rooney	2012-14
9.	9	Abigail Corning	2010-14
		Kyshawn Ruff	2001-05

### Season Double-Doubles

#	Player	Year	Games
1.	27	G'mrice Davis	2017-18
2.	24	G'mrice Davis	2016-17
3.	10	Mary Goulding	2018-19

### A-10 Conference Double-Doubles

#	Player	Years
1.	30	G'mrice Davis
2.	11	Samantha Clark
3.	9	Mary Goulding
4.	8	Jada Jefferson
		Kaitlyn Downey
5.	7	Malysa Thorngren
6.	5	Suzanne Maguire
		Abigail Corning
		Emily Tapio
9.	4	Kim Cook
		Stacey Price
		Kyshawn Ruff

### Season Conference Double-Doubles

#	Player	Year	Games
1.	15	G'mrice Davis	2017-18
2.	14	G'mrice Davis	2016-17
3.	10	Mary Goulding	2018-19

### Postseason Double-Doubles

#	Player	Years	Games
1.	7	G'mrice Davis	2014-18
2.	3	Erin Rooney	2012-14
		Mary Goulding	2016-19
4.	2	Abigail Corning	2010-14
		Emily Tapio	2011-15
		Samantha Clark	2013-17

### Misc. Double-Double Records

Most Pts.:	31, G'mrice Davis vs. Saint Louis (1/6/18)
Most Rebs.:	21, G'mrice Davis vs. Grambling St. (11/27/16)
Most Asts.:	11, Erin Rooney vs. Richmond (1/11/14)
Most Stls.:	10, Asiah Dingle vs. Saint Peter's (11/10/22)

### 20-Point, 15-Rebound Games

#	Player	Years
1.	8	G'mrice Davis
2.	1	Samantha Clark
		Kaitlyn Downey

## MINUTES RECORDS

### Career Minutes Played

#	Player	Games	Years
1.	4,492	Lauren Holden	132
2.	4,156	Samantha Clark	132
3.	4,154	Abigail Corning	127
4.	4,091	Anna DeWolf	111
5.	3,842	Bre Cavanaugh	100
6.	3,831	Kaitlyn Downey	145
7.	3,804	Kendell Heremaia	145
8.	3,798	Hannah Missry	128
9.	3,732	Becky Peters	118
10.	3,729	Monica Mack	117

### Single-Season Minutes Played

#	Player	Games	Year
1.	1,333	Lauren Holden	34
2.	1,311	Lauren Holden	34
3.	1,306	Bre Cavanaugh	34
4.	1,304	Arielle Collins	35
5.	1,295	Bre Cavanaugh	34
6.	1,258	Erin Rooney	35
7.	1,241	Bre Cavanaugh	32
8.	1,235	Abigail Corning	33
9.	1,227	Abigail Corning	35
10.	1,219	Erin Rooney	33

### Played Every Minute of Overtime Game

Min	Player	Game	Date
50	Suzanne Maguire	La Salle	1/30/97
	Monica Mack	vs. Xavier (FR)	3/5/04
	Arielle Collins	Colorado State	12/30/12
	Abigail Corning	at Richmond	2/11/14
	Erin Rooney	at Richmond	2/11/14
	Emily Tapio	at Richmond	2/11/14
	Mary Goulding	at St. John's	12/12/17
	Lauren Holden	at St. John's	12/12/17
	Lauren Holden	at Saint Louis	1/31/18
45	Kathryn McCabe	at Monmouth	11/19/97
	Malysa Thorngren	at Monmouth	11/19/97
	Daniela Roark	Georgetown	11/30/05
	Charlotte Stoddart	at Saint Joseph's	1/18/12
	Charlotte Stoddart	Xavier	2/11/12
	Arielle Collins	Saint Louis	2/26/12
	Erin Rooney	Saint Joseph's	2/24/13
	Danielle Burns	vs. Massachusetts (FR)	3/3/16
	Bre Cavanaugh	Maine	12/29/18
	Mary Goulding	Maine	12/29/18
	Lauren Holden	Maine	12/29/18
	Anna DeWolfe	Fairfield	11/30/22



Since 1996, G'mrice Davis has the most double doubles for the Rams with 57, which included 27 in the 2017-18 season.

# FORDHAM WOMEN'S BASKETBALL

## SINGLE GAME RECORDS (TEAM)

### Points

#	Game	Date
1. 103	vs. Bucknell (PL QF)	3/1/91
2. 101	Lehman	12/14/78
3. 100	Iona	2/28/87
	St. Francis Brooklyn	12/5/92
5. 99	Iona	2/17/88
6. 98	UNC Asheville	1/4/90
7. 97	at Wagner	12/4/79
8. 96	Niagara	12/2/95
9. 95	St. Francis Brooklyn	12/6/83
	Columbia	12/3/87
	at Lehigh	2/9/91
	Wagner	11/20/22

### Field Goals Made

#	Game	Date
1. 46	vs. Bucknell (PL QF)	3/1/91
2. 38	Marist	2/27/89
	Niagara	12/22/16
	Wagner	11/20/22
4. 37	St. Francis Brooklyn	11/30/00
	at St. Bonaventure	2/1/23
6. 34	Morgan State	11/24/02
	at Cal State Fullerton	11/21/03
	at George Mason	2/25/15
	Post	12/28/22
	Loyola Chicago	2/4/23

### Field Goals Attempted

#	Game	Date
1. 84	Columbia	12/10/88
2. 82	vs. Bucknell (PL QF)	3/1/91
3. 81	Morgan State	11/24/02
4. 80	at Maryland	11/13/22
5. 79	at Duquesne	2/25/20
	Fairfield	11/30/22
	Rhode Island	2/22/23
8. 77	Dartmouth	11/26/03
	at Dayton	1/16/04
10. 75	5 times	

### Field Goal %

#	Game	Date
1. .698	Wagner	12/4/79
2. .622	at La Salle	2/24/06
3. .612	Richmond	1/11/14
4. .607	St. Francis Brooklyn	11/30/00
5. .600	Virginia	12/28/88
	at Temple	1/13/00
	Rhode Island	1/11/04
8. .593	at LIU	12/5/77
9. .577	vs. St. Bonaventure (A10 SF)	3/8/14
10. .571	Pacific	11/17/13

### 3-Point Field Goals Made

#	Game	Date
1. 16	Massachusetts	2/11/17
2. 15	at Charlotte	11/24/19
3. 14	Wagner	11/20/22
	vs. South Dakota	11/26/22
	at St. Bonaventure	2/28/26
6. 13	12 times	

### 3-Point Field Goals Attempted

#	Game	Date
1. 40	at Xavier	2/12/11
2. 38	at Davidson	1/20/16
	Notre Dame	11/5/19
4. 37	Colorado State	12/30/12
5. 36	at VCU	1/15/14
	Houston	12/30/19
	at Maryland	11/13/22
	Fairfield	11/30/22
9. 35	at Marquette	12/1/12
	at George Washington	2/4/25

### 3-Point Field % (min. 15 attempts)

#	Game	Date
1. .750 (12-16)	at Iona	12/10/08
2. .600 (9-15)	at Xavier	1/18/04
3. .591 (13-22)	vs. St. Bonaventure (A10 SF)	3/8/14
4. .565 (13-23)	at Duquesne	1/29/11
	vs. Duquesne (A10 SF)	3/9/19
6. .563 (9-16)	at Seton Hall	12/9/15
7. .550 (11-20)	Incarnate Word	11/28/14
8. .542 (13-24)	Winthrop	12/17/11
	VCU	2/2/13
10. .533 (16-30)	Massachusetts	2/11/17
.533 (8-15)	George Washington	1/18/01
	at St. Bonaventure	1/11/15

### Free Throws Made

#	Game	Date
1. 37	Yale	12/7/06
2. 34	Rhode Island	1/11/04
3. 30	Lafayette	2/13/91
	DePaul	11/30/02
5. 28	Brown	1/9/89
	vs. San Jose State	11/28/09
	Iona	12/9/09
8. 27	Iona	11/24/98
	Massachusetts	2/7/02

### Free Throws Attempted

#	Game	Date
1. 45	Yale	12/7/06
2. 43	Brown	1/9/89
3. 40	Rhode Island	1/11/04
4. 39	Rhode Island	2/19/03
5. 38	Saint Peter's	12/4/10
6. 37	Iona	12/9/09
7. 36	Iona	11/24/98
	vs. DePaul	11/30/02
9. 35	Lafayette	2/13/91
10. 34	Temple	2/12/99
	Morgan State	12/22/05

### Free Throw % (min. 15 attempts)

#	Game	Date
1. .955 (21-22)	at George Mason	12/22/07
2. .944 (17-18)	St. Bonaventure	2/24/16
	Arkansas-Little Rock	11/19/16
4. .941 (16-17)	George Mason	2/19/23
5. .938 (15-16)	at VCU	1/14/18
6. .933 (28-30)	vs. San Jose State	11/28/09
6. .923 (N/A)	Manhattan (MAAC QF)	3/9/89
.923 (24-26)	vs. VCU (A10 F)	3/10/19
8. .909 (20-22)	Harvard (WNIT R1)	3/16/18
	at Massachusetts	2/8/20
10. .905 (19-21)	Morgan State	11/24/02
	at La Salle	2/6/13

# FORDHAM WOMEN'S BASKETBALL

## SINGLE GAME RECORDS (TEAM)

### Rebounds

	#	Game	Date
1.	69	Morgan State	11/24/02
2.	62	Long Island	12/1/90
3.	61	at Cal State Fullerton	11/21/03
4.	56	Puerto Rico Mayaguez	12/22/04
		Saint Peter's	11/10/25
6.	55	Holy Cross	12/18/01
		Adelphi	11/6/23
8.	54	Marist	2/27/89
		Boston University	1/3/03
		at Manhattan	12/5/19

### Assists

	#	Game	Date
1.	31	vs. Bucknell (PL QF)	3/1/91
2.	28	Wagner	11/20/22
3.	26	at St. Bonaventure	2/1/23
4.	24	at Temple	1/13/00
		Jacksonville	12/20/03
		at Manhattan	12/21/13
		Richmond	1/11/14
		Delaware State	12/5/15
		Niagara	12/22/16
9.	23	at Duquesne	2/27/05
		Winthrop	12/17/11
		Post	12/28/22

### Steals

	#	Game	Date
1.	21	Saint Peter's	11/10/22
2.	19	at Siena	12/7/23
		at La Salle	2/12/25
4.	18	Lafayette	2/13/91
5.	17	at Hofstra	11/18/05
		at Elon	11/12/10
		Lafayette	12/29/12
		Saint Joseph's	2/29/20
9.	16	Virginia	12/28/88
		Butler	1/16/89
		Rhode Island	2/18/01
		Morgan State	11/24/02
		George Mason	2/10/19
		at Hofstra	12/6/25

### Blocks

	#	Game	Date
1.	12	at Lafayette (PL SF)	3/5/94
2.	11	at Dayton	1/16/04
3.	10	Rhode Island	1/15/98
		St. Bonaventure	1/30/04
5.	9	Columbia	12/10/88
		vs. Duquesne (A10 R1)	3/6/03
		at Manhattan	1/20/04
		Duquesne	1/24/04
		Rhode Island	2/5/06
		Norfolk State	12/28/08
		vs. Loyola Chicago (A10 R1)	3/7/24

### Turnovers

	#	Game	Date
1.	34	Florida	11/17/00
		at Richmond	2/3/10
3.	33	George Washington	2/10/97
		at Arizona State	12/1/01
5.	31	Hofstra	12/21/98
		at George Washington	1/27/06
		Georgetown	12/6/07
		at Elon	11/12/10
		vs. Syracuse	11/28/15
		at Miami (Fla.)	11/12/23

### Fewest Turnovers

	#	Game	Date
1.	4	Holy Cross	1/6/13
		at Duquesne	2/25/20
3.	5	Bucknell	11/22/08
		Niagara	12/22/16
		at Saint Louis	1/13/19
		Davidson	2/13/20
7.	6	Massachusetts	2/23/11
		vs. Temple (A10 SF)	3/10/13
		Iona	12/9/17
		Duquesne	1/14/23
		Saint Francis (Pa.)	12/21/25

### Most Turnovers Forced

	#	Game	Date
1.	31	at Stony Brook	12/10/02
2.	29	St. Francis Brooklyn	11/30/00
		at St. John's	11/24/01
		at Rhode Island	2/9/03
		at Elon	11/12/10
		at La Salle	2/12/25
6.	28	St. John's	12/7/02
		at Jacksonville	12/28/02
		Manhattan	11/19/08
		Bucknell	11/17/10
		Siena	12/7/23
		St. Bonaventure	1/18/26

### Fouls

	#	Game	Date
1.	32	Brown	1/9/89
2.	31	at Arizona State	12/1/01
		at Elon	11/12/10
4.	30	at Saint Louis	2/1/25
		at Seton Hall	11/20/25
6.	29	Temple	2/29/02
7.	28	San Diego	11/23/01
8.	27	Florida State	12/20/04
		at Saint Louis	2/11/07
		vs. George Washington (A10 SF)	3/7/15
		Notre Dame	11/5/19
		vs. Xavier	12/22/24
		at Saint Joseph's	1/15/25

### Fewest Fouls

	#	Game	Date
1.	5	at Georgetown	11/22/06
		Winthrop	12/17/11
		at Miami (Fla.)	11/12/23
4.	6	Stony Brook	11/13/10
		Massachusetts	1/16/13
6.	7	at Temple	3/3/13
		at St. Bonaventure	2/16/19
		at Maine	12/8/22
		Saint Francis (Pa.)	12/21/25

### Points Against

	#	Game	Date
1.	105	vs. Holy Cross (MAAC QF)	3/6/87
		at Virginia	12/29/94
3.	104	at Holy Cross	3/3/88
4.	103	at St. John's	12/27/83
5.	101	vs. Louisville	11/28/80
		at Saint Peter's	1/13/83
7.	99	vs. Ole Miss	12/30/06
8.	98	at Saint Peter's	1/30/82
		vs. Virginia	12/28/88
		at Michigan	12/13/05

# FORDHAM WOMEN'S BASKETBALL

## SINGLE GAME RECORDS (TEAM)

### Fewest Points Allowed (1977-)

	#	Game	Date
1.	31	at Lafayette	1/18/95
		vs. Puerto Rico Mayaguez	12/22/04
3.	32	Oregon State	12/17/97
		Illinois State	12/15/13
		vs. St. Bonaventure (A10 SF)	3/8/14
		vs. George Mason	1/1/21
7.	33	Northern Colorado	11/24/17
8.	34	vs. Duquesne (A10 SF)	3/9/19
9.	35	Iona	12/1/94
		Morgan State	11/24/02

### Fewest Points Scored (1977-)

	#	Game	Date
1.	27	at George Washington	3/1/08
2.	28	Temple	1/15/11
3.	29	at Saint Joseph's	1/15/00
4.	30	UCLA	12/20/17
5.	32	Saint Joseph's	2/22/97
6.	33	Lehigh	11/17/07
7.	34	Massachusetts	2/18/96
		at George Washington	1/27/06
		Florida State	11/14/06
		Temple	1/14/07
		at Temple	1/13/10
		Charlotte	1/20/10

### Biggest Margin of Victory

	#	Game	Date
1.	55	St. Francis Brooklyn	12/5/92
2.	54	Morgan State	11/24/02
3.	50	at Wagner	12/4/79
4.	48	N.Y.I.T.	12/12/79
5.	47	Wagner	11/20/22
6.	45	vs. Upsala	1977
7.	44	Lehman	12/14/78
8.	42	vs. Duquesne (A10 SF)	3/9/19
		Saint Peter's	11/10/22
10.	41	Fairfield	1/19/79
		Puerto Rico Mayaguez	12/22/04
		vs. St. Bonaventure (A10 SF)	3/8/14

### Biggest Margin of Defeat

	#	Game	Date
1.	56	vs. Ole Miss	12/30/06
2.	53	at Penn State (NCAA R1)	3/16/94
3.	50	at Virginia	12/29/94
		Florida State	11/14/06
		at Marist	11/26/06
6.	48	at Saint Joseph's	1/15/00
7.	47	at Vanderbilt	11/27/99
8.	46	vs. Louisville	11/28/80
		vs. Auburn	1/2/85
		at George Washington	1/30/00
		Georgetown	12/6/07

### Most Points Scored in a Half

	#	Game	Date
1.	59	Wagner (1H)	11/20/22
2.	52	Davidson (2H)	1/4/17
3.	51	Richmond (2H)	1/28/07
		Siena (1H)	11/23/24
5.	50	at Holy Cross (2H)	1/28/03
		NJIT (2H)	11/7/25
7.	49	Saint Francis (Pa.) (1H)	12/21/25
8.	48	Xavier (2H)	2/11/00
		Niagara (1H)	12/22/16
		Saint Peter's (2H)	11/28/23

### Most Points Allowed in a Half

	#	Game	Date
1.	58	Iona (1H)	12/1/07
2.	55	Georgetown (1H)	12/6/07
3.	53	at Penn State (2H, NCAA R1)	3/16/94
4.	52	La Salle (2H)	3/2/24
5.	50	at Virginia (1H)	12/21/23
6.	49	at Saint Louis (1H)	1/28/23
7.	48	at Richmond (1H)	2/2/08
		at La Salle (1H)	2/16/08
		Xavier (1H)	2/20/08
		Princeton (2H)	11/14/08
		at Dayton (1H)	2/10/09
		at Richmond (2H)	1/7/26

### Highest Combined Score

	#	Game	Date
1.	197 (100-97 W)	Iona	2/28/87

### Lowest Combined Score

	#	Game	Date
1.	70 (39-31 W)	at Lafayette	1/18/95

### Made Every Free Throw (min. 10 attempts)

	#	Game	Date
1.	14-14	Richmond	1/20/13
2.	11-11	at VCU	1/29/20
		Rhode Island	2/5/20
4.	10-10	Boston College	12/4/16
		vs. South Dakota	11/26/22

### Held Opponent to Zero 3FGs Made

Game	Date
at Virginia Tech	2/3/97
Saint Peter's	12/20/97
Duquesne	2/4/00
at St. Bonaventure	2/1/01
Temple	3/2/03
Bucknell	11/17/10
Saint Peter's	12/4/10
Rhode Island	1/14/12
at St. John's (WNIT R2)	3/22/15
at VCU	1/27/16
at George Washington	2/1/17
at La Salle	2/22/17
Saint Joseph's	2/24/18
at Rhode Island	1/24/19
at Davidson	2/13/19

### Held Opponent to Zero FT Attempts

Game	Date
Boston College	12/4/16
vs. Washington	11/24/18

# FORDHAM WOMEN'S BASKETBALL

## TEAM STATISTICAL BREAKDOWN

Points			Scoring Average			Opp. Scoring Average			Field Goals Made		
#	Games	Years	#	Games	Years	#	Games	Years	#	Games	Years
2,443	34	1978-79	73.2	26	1983-84	47.9	29	2008-09	1,008	34	1978-79
2,315	32	2022-23	72.6	29	1991-92	52.4	35	2012-13	956	34	1979-80
2,274	34	1979-80	72.3	32	2022-23	54.4	30	2011-12	896	32	2022-23
2,207	33	2013-14	71.9	34	1978-79		34	2018-19	833	29	1991-92
2,106	29	1991-92		29	1988-89	54.9	32	2019-20	818	33	2013-14
2,084	29	1988-89	68.1	28	1987-88	55.5	33	2014-15	800	29	1988-89
2,069	34	2017-18	67.8	29	1990-91	56.1	34	2017-18	798	26	1983-84
2,053	35	2012-13	67.7	29	1986-87	56.2	34	2016-17	762	29	1990-91
2,047	34	2018-19	67.0	29	1989-90	56.3	33	2013-14	761	30	1981-82
2,025	34	2016-17	66.9	34	1979-80	57.4	18	2020-21	753	29	1986-87
1,967	29	1990-91		29	1992-93	57.3	29	1994-95	746	34	2018-19
1,963	29	1986-87		33	2013-14		31	2015-16	744	28	1984-85
1,956	33	2014-15	66.8	26	1982-83	58.1	29	2021-22		34	2017-18
1,944	29	1989-90	65.0	28	1984-85	58.4	34	1978-79	740	35	2012-13
1,943	30	1981-82	64.8	30	1981-82	58.8	30	1993-94	737	29	1989-90
1,941	29	1992-93	64.2	30	1993-94	59.5	31	2010-11		33	2014-15
1,934	32	2019-20	62.8	29	1985-86	60.1	31	2004-05	734	29	1992-93
1,926	30	1993-94	62.7	26	1995-96	61.1	30	2024-25	730	29	1985-86
1,907	28	1987-88	62.4	29	2023-24	61.3	30	2002-03	721	34	2016-17
1,903	26	1983-84	62.2	29	2021-22	62.1	28	2003-04	718	32	2019-20
1,830	30	2002-03	61.8	18	2020-21	62.1	29	2023-24	707	30	1993-94
1,821	29	1985-86	61.1	29	1994-95	62.7	29	1992-93	703	29	2023-24
1,820	28	1984-85	61.0	30	2002-03	62.8	28	1996-97	699	26	1982-83
1,812	30	2025-26	60.9	34	2017-18	63.0	29	2001-02		28	1987-88
1,811	29	2023-24	60.6	27	1998-99	63.1	30	2009-10	677	29	2021-22
1,803	29	2021-22	60.4	32	2019-20	64.2	30	2025-26	675	30	2002-03
1,800	30	2024-25	60.4	30	2025-26	64.4	28	2005-06	673	30	2025-26
1,772	29	1994-95	60.2	34	2018-19	64.8	27	1997-98	664	30	2024-25
1,754	31	2010-11	60.0	30	2024-25	64.9	29	1991-92	646	29	1994-95
1,738	26	1982-83	59.6	34	2016-17	65.3	32	2022-23	631	31	2004-05
1,721	31	2015-16	59.3	33	2014-15	67.2	28	2000-01	624	29	2001-02
1,678	30	2009-10	59.0	28	1996-97	67.7	26	1995-96	622	31	2015-16
1,663	31	2004-05	58.7	28	2003-04	68.2	29	2007-08	621	28	2003-04
1,654	29	2001-02		35	2012-13	68.3	27	1998-99	615	31	2010-11
1,653	28	1996-97	57.6	28	2000-01	69.0	28	1984-85	610	28	1996-97
1,643	28	2003-04	57.4	28	2005-06		29	1989-90	598	30	2009-10
1,635	27	1998-99	57.0	29	2001-02	69.5	28	1999-00	591	28	2000-01
1,629	26	1995-96	56.6	31	2010-11	69.7	26	1982-83	587	26	1980-81
1,612	28	2000-01	56.2	26	1980-81	70.1	29	1990-91	584	26	1995-96
1,606	28	2005-06	56.1	28	1999-00	70.3	29	1985-86	578	27	1998-99
1,570	28	1999-00	55.9	30	2009-10	71.1	29	1988-89		28	2005-06
1,559	30	2011-12	55.5	31	2015-16	71.5	28	2006-07	573	29	2008-09
1,533	29	2008-09	55.2	27	1997-98	72.3	30	1981-82		30	2011-12
1,500	29	2007-08	53.6	31	2004-05	73.6	28	1987-88	566	28	1999-00
1,491	27	1997-98	52.9	29	2008-09	74.9	26	1983-84	550	29	2007-08
1,460	26	1980-81	52.0	30	2011-12	76.7	29	1986-87	548	27	1997-98
1,427	28	2006-07	51.7	29	2007-08				473	28	2006-07
1,113	18	2020-21	51.0	28	2006-07				394	18	2020-21

# FORDHAM WOMEN'S BASKETBALL

## TEAM STATISTICAL BREAKDOWN

Field Goal Attempts			Field Goal Percentage			3-Pointers Made			3-Point Attempts		
#	Games	Years	#	Games	Years	#	Games	Years	#	Games	Years
2,265	34	1978-89	.497	28	1984-85	267	34	2018-19	826	34	2018-19
2,169	34	1979-80	.483	29	1991-92	244	33	2013-14	757	32	2019-20
2,139	32	2022-23	.467	26	1983-84	243	32	2022-23	734	32	2022-23
1,940	35	2012-13	.457	29	1989-90	231	32	2019-20	679	34	2016-17
1,907	34	2018-19	.454	26	1982-83	221	34	2016-17	672	33	2013-14
1,878	30	1981-82		29	1985-86	207	35	2012-13	670	35	2012-13
1,872	34	2017-18	.445	34	1978-79	205	31	2015-16	661	30	2011-12
1,857	34	2016-17	.445	29	1988-89	201	29	2021-22		29	2021-22
1,851	32	2019-20	.441	34	1979-80	200	30	2011-12	637	31	2015-16
1,850	30	2025-26	.439	33	2013-14	186	31	2010-11	627	31	2010-11
1,840	33	2014-15	.425	29	1986-87		34	2017-18	585	34	2017-18
1,826	33	2013-14	.423	29	1990-91	165	28	1999-00	567	30	2025-26
1,802	29	1990-91	.420	29	1992-93	160	29	1992-93	545	28	1999-00
1,797	29	1988-89		30	1993-94		27	1998-99	529	33	2014-15
1,771	29	1986-87	.419	32	2022-23		30	2025-26	527	30	2024-25
1,771	30	2024-25	.417	28	1996-97	158	33	2014-15	507	28	2006-07
1,753	29	2021-22	.414	26	1995-96	156	29	1994-95	505	29	2023-24
1,747	30	2002-03	.413	28	1987-88		29	2023-24	499	29	1994-95
1,746	29	1992-93	.408	28	2005-06	152	28	2006-07	496	27	1998-99
1,742	29	2023-24	.405	30	1981-82	151	18	2020-21	466	29	2007-08
1,725	29	1991-92	.404	29	2023-2	143	28	2005-06	453	30	2009-10
1,708	26	1983-84	.401	33	2014-15	138	30	2009-10	434	31	2004-05
1,703	31	2004-05	.397	34	2017-18	136	30	2024-25	431	18	2020-21
1,694	28	1987-88	.396	28	2000-01	130	29	2007-08	400	28	2005-06
1,691	29	1994-95		28	2003-04	128	30	1993-94	390	29	1992-93
1,687	29	1985-86		18	2020-21	125	28	2000-01	387	29	2008-09
1,682	30	1993-94	.393	27	1998-99		28	2003-04	385	28	2000-01
1,681	31	2010-11	.391	34	2018-19	123	26	1995-96	365	28	2003-04
1,657	31	2015-16	.389	28	1999-00	120	29	1991-92	362	30	1993-94
1,617	29	2001-02	.388	34	2016-17	116	31	2004-05	343	28	1996-97
1,614	29	1989-90		32	2019-20	115	29	2008-09	335	30	2002-03
1,611	29	2007-08	.386	27	1997-98	112	28	1996-97	328	29	2001-02
1,605	30	2011-12		29	2001-02	94	30	2002-03	324	26	1995-96
1,573	30	2009-10		30	2002-03	91	29	2001-02	320	27	1997-98
1,569	28	2003-04		29	2021-22	86	27	1997-98	310	29	1991-92
1,556	29	2008-09	.385	26	1980-81	80	29	1990-91	222	29	1990-91
1,538	26	1982-83	.382	29	1994-95	61	29	1989-90	129	29	1989-90
1,525	26	1980-81	.381	35	2012-13	33	28	1987-88	81	28	1987-88
1,497	28	1984-85	.380	30	2009-10	18	29	1988-89	51	29	1988-89
1,491	28	2000-01	.375	31	2015-16						
1,469	27	1998-99		30	2024-25						
1,463	28	1996-97	.371	31	2004-05						
1,455	28	1999-00	.368	29	2008-09						
1,418	27	1997-98	.366	31	2010-11						
1,415	28	2005-06	.364	30	2025-26						
1,412	26	1995-96	.357	30	2011-12						
1,360	28	2006-07	.348	28	2006-07						
996	18	2020-21	.341	29	2007-08						

# FORDHAM WOMEN'S BASKETBALL

## TEAM STATISTICAL BREAKDOWN

3-Point %			Free Throws Made			Free Throw Attempts			Free Throw %		
#	Games	Years	#	Games	Years	#	Games	Years	#	Games	Years
.473	29	1989-90	476	28	1987-88	676	29	1986-87	.797	32	2019-20
.410	29	1992-93	466	29	1988-89	660	28	1987-88	.787	32	2022-23
.407	28	1987-88	461	29	1986-87	635	29	1988-89	.769	30	1993-94
.387	29	1991-92	427	34	1978-79	633	34	1978-79	.767	35	2012-13
.380	26	1995-96	421	30	1981-82	628	30	1981-82	.766	34	2017-18
.363	33	2013-14	409	29	1989-90	593	29	1989-90	.761	34	2016-17
.360	29	1990-91	395	34	2017-18	544	34	1979-80	.741	31	2015-16
.358	28	2005-06	386	30	2002-03	541	30	2002-03	.736	28	2006-07
.354	30	1993-94	383	30	1993-94	530	29	1992-93	.734	29	1988-89
.353	29	1988-89	366	35	2012-13	527	29	1985-86	.733	34	2018-19
.350	18	2020-21	363	29	1990-91	516	29	1990-91	.730	26	1995-96
.342	28	2003-04	362	34	1979-80		34	2017-18		28	1999-00
.331	32	2022-23		34	2016-17	509	30	2024-25	.714	26	1982-83
.327	28	1996-97	361	29	1985-86	503	30	2009-10		29	2007-08
.325	28	2000-01	344	30	2009-10	498	30	1993-94	.713	28	1987-88
	34	2016-17	340	26	1982-83	490	27	1998-99		30	2002-03
.323	27	1998-99	338	26	1995-96	484	31	2010-11	.712	33	2013-14
	34	2018-19		31	2010-11	479	28	1984-85	.710	18	2020-21
.322	31	2015-16	336	30	2024-25	477	35	2012-13	.705	29	2021-22
.318	34	2017-18	332	28	1984-85	476	26	1982-83	.704	26	1983-84
.313	29	1994-95	329	28	2006-07		34	2016-17		29	1990-91
.309	35	2012-13	327	33	2013-14	466	29	2001-02	.700	29	1994-95
	29	2023-24	324	33	2014-15	465	26	1980-81	.698	31	2010-11
.305	30	2009-10	322	29	1994-95	464	33	2014-15		33	2014-15
	32	2019-20	321	28	1996-97	463	26	1995-96	.697	29	1991-92
.304	29	2021-22	320	29	1991-92	462	28	1996-97	.695	28	1996-97
.303	28	1999-00	319	27	1998-99	460	29	1994-95	.693	28	1984-85
	30	2011-12	315	29	2001-02	459	29	1991-92	.690	29	1989-90
.300	28	2006-07	313	29	1992-93		33	2013-14	.685	29	1985-86
.299	33	2014-15	309	27	1997-98	455	28	2005-06	.684	27	1997-98
.297	29	2008-09	307	26	1983-84	454	28	2000-01		30	2009-10
	31	2010-11		28	2005-06	452	27	1997-98	.682	29	1986-87
.282	30	2025-26	306	30	2025-26	450	30	2025-26		31	2004-05
.281	30	2002-03	305	28	2000-01	447	28	2006-07	.680	30	2025-26
.279	29	2007-08	288	34	2018-19	436	26	1983-84	.676	29	2001-02
.277	29	2001-02	286	26	1980-81	420	28	2003-04	.675	34	1978-79
.269	27	1997-98	285	31	2004-05	418	31	2004-05		28	2005-06
.267	31	2004-05	280	32	2022-23	403	29	2008-09		29	2008-09
.258	30	2024-25	276	28	2003-04	393	34	2018-19	.672	28	2000-01
			273	28	1999-00	383	29	2023-24	.670	30	1981-82
			272	29	2008-09	378	29	2007-08	.665	34	1979-80
				31	2015-16	374	28	1999-00	.664	30	2011-12
			270	29	2007-08	367	31	2015-16	.660	30	2024-25
			267	32	2019-20	356	32	2023-24	.657	28	2003-04
			249	29	2023-24	352	29	2021-22	.651	27	1998-99
			248	29	2021-22	335	32	2019-20	.650	29	2023-24
			213	30	2011-12	321	30	2011-12	.615	26	1980-81
			174	18	2020-21	245	18	2020-21	.591	29	1992-93

# FORDHAM WOMEN'S BASKETBALL

## TEAM STATISTICAL BREAKDOWN

Rebounds			Rebound Average			Offensive Rebounds			Offensive Rebound %		
#	Games	Years	#	Games	Years	#	Games	Years	#	Games	Years
1,441	34	1978-79	42.9	30	1981-82	463	30	2025-26	.412	30	2025-26
1,349	34	1979-80	42.7	29	1992-93	459	30	2024-25	.393	30	2024-25
1,299	33	2013-14	42.4	34	1978-79	449	30	2002-03	.378	29	2001-02
1,294	35	2012-13	41.5	29	1991-92	436	35	2012-13	.377	30	2011-12
1,288	30	1981-82	41.0	29	1990-91	408	34	2017-18	.372	28	2000-01
1,272	33	2014-15	40.8	30	1993-94	405	29	2001-02	.371	30	2002-03
1,268	34	2017-18	40.3	30	2002-03	392	30	2011-12	.366	28	1987-88
1,239	29	1992-93	39.7	34	1979-80	387	34	2016-17	.365	28	2003-04
1,226	34	2016-17	39.4	33	2013-14	386	29	2023-24	.357	29	2023-24
1,225	30	1993-94	39.0	29	1988-89	381	28	1987-88	.351	29	2008-09
1,209	30	2002-03	38.9	30	2024-25	379	28	2003-04	.347	29	2021-22
1,202	29	1991-92	38.5	33	2014-15	377	34	2018-19	.344	31	2010-11
1,197	32	2022-23	38.4	26	1980-81	372	31	2010-11	.337	35	2012-13
1,189	29	1990-91		18	2020-21	368	33	2014-15	.328	29	1994-95
1,180	34	2018-19	38.2	29	1994-95	365	33	2013-14	.325	28	1999-00
1,167	30	2024-25	37.9	28	1984-85	363	29	1994-95	.322	34	2017-18
1,131	29	1988-89	37.6	29	1989-90		29	2008-09	.319	34	2018-19
1,125	30	2025-26	37.5	30	2025-26	352	29	2021-22	.317	29	2007-08
1,115	31	2004-05	37.4	32	2022-23	351	30	1993-94	.316	34	2016-17
1,108	29	1994-95	37.3	29	1986-87		31	2004-05	.315	31	2004-05
1,099	32	2019-20		34	2017-18	344	32	2022-23	.313	30	2009-10
1,091	29	1989-90		29	2023-24	342	29	1990-91	.308	27	1997-98
1,083	29	1986-87	37.2	28	1987-88	341	29	1991-92		18	2020-21
	31	2015-16	37.1	28	2003-04	333	28	2000-01	.306	26	1995-96
1,082	29	2023-24	37.0	29	2001-02	316	31	2015-16	.294	27	1998-99
1,081	31	2010-11		35	2012-13	304	30	2009-10	.293	28	1996-97
1,072	29	2001-02	36.7	26	1983-84	299	29	2007-08	.292	31	2015-16
1,060	28	1984-85	36.1	34	2016-17	298	29	1989-90	.289	33	2014-15
1,041	28	1987-88	36.0	31	2004-05	295	32	2019-20	.288	29	1990-91
	30	2011-12	35.9	28	1996-97	294	28	1996-97	.287	30	1993-94
1,038	28	2003-04	35.6	29	2008-09	288	27	1997-98		32	2022-23
1,033	29	2008-09	35.2	28	2005-06	285	28	1999-00	.284	29	1991-92
1,014	29	2021-22	35.0	29	2021-22	272	28	2005-06	.281	33	2013-14
1,004	28	1996-97	34.9	31	2010-11	259	26	1995-96	.276	28	2005-06
999	26	1980-81		31	2015-16	253	27	1998-99	.273	29	1989-90
985	28	2005-06	34.7	30	2011-12	213	18	2020-21	.268	32	2019-20
970	30	2009-10		34	2018-19	203	28	2006-07	.257	28	2006-07
963	29	1985-86	34.6	27	1997-98						
955	26	1983-84	34.3	32	2019-20						
942	29	2007-08	33.6	26	1982-83						
935	27	1997-98	33.2	29	1985-86						
895	28	2000-01	32.6	26	1995-96						
877	28	1999-00	32.5	29	2007-08						
873	26	1982-83	32.3	30	2009-20						
862	27	1998-99	32.0	28	2000-01						
847	26	1995-96	31.9	27	1998-99						
791	28	2006-07	31.3	28	1999-00						
691	18	2020-21	28.3	28	2006-07						

# FORDHAM WOMEN'S BASKETBALL

## TEAM STATISTICAL BREAKDOWN

Assists			Turnovers			Assist/Turnover Ratio			Personal Fouls/Game		
#	Games	Years	#	Games	Years	#	Games	Years	#	Games	Years
550	29	1991-92	272	18	2020-21	1.19	33	2013-14	11.9	35	2012-13
529	34	1978-79	371	32	2019-20	1.15	34	2018-19	13.3	34	2018-19
527	33	2013-14	385	29	2021-22	1.13	32	2022-23	13.5	30	2011-12
499	32	2022-23	390	34	2018-19	1.06	32	2019-20	13.6	28	2006-07
485	29	1990-91	441	32	2022-23	1.03	29	2021-22	14.3	34	2017-18
481	29	1985-86	444	33	2013-14	.963	29	1991-92	14.6	29	2008-09
453	29	1988-89	446	27	1998-99	.933	35	2012-13	14.9	18	2020-21
452	29	1992-93	452	28	2006-07	.892	34	1978-79	15.2	31	2010-11
450	28	1984-85	466	26	1995-96	.875	18	2020-21	15.3	28	1996-97
	29	1989-90		34	2016-17	.860	29	1990-91	15.4	29	2021-22
448	35	2012-13	467	30	2011-12	.853	29	1992-93	15.5	32	2019-20
	34	2018-19	469	34	2017-18	.837	34	2016-17		32	2022-23
440	34	1979-80	473	29	2023-24	.835	33	2014-15	15.6	30	2009-10
436	33	2014-15	474	31	2015-16	.832	26	1983-84		34	2016-17
423	31	2004-05	480	35	2012-13	.827	29	1988-89	15.7	31	2015-16
421	26	1983-84	494	30	2009-10	.825	31	2015-16	15.9	33	2013-14
414	28	1996-97	506	26	1983-84	.820	26	1995-96		29	2023-24
408	30	2002-03	509	31	2010-11	.817	34	2017-18	16.1	29	1991-92
395	29	2021-22	522	28	2003-04	.781	29	1985-86	16.3	30	1993-94
392	32	2019-20		33	2014-15	.764	29	1989-90	16.4	34	1979-80
391	31	2015-16	523	27	1997-98	.761	31	2004-05	16.7	29	1994-95
390	34	2016-17	525	29	2008-09	.753	27	1998-99		27	1997-98
388	29	1986-87	530	29	1992-93	.752	29	2023-24	16.8	27	1998-99
386	28	2003-04	540	28	1999-00	.739	28	2003-04	17.0	29	2007-08
383	30	1981-82		30	2025-26	.737	28	1996-97	17.3	29	1985-86
	34	2017-18	542	29	2007-08	.726	30	2011-12	17.5	28	2005-06
382	26	1995-96	543	30	2024-25	.712	30	2002-03	17.6	33	2014-15
377	28	2005-06	548	28	1987-88	.697	28	1984-85	18.3	28	2003-04
375	29	1994-95		29	1988-89	.678	29	1994-95		31	2004-05
371	30	1993-94	553	29	1994-95		28	1999-00	18.4	28	1999-00
366	28	1999-00	556	31	2004-05	.674	29	1986-87	18.7	34	1978-79
357	29	2001-02	562	28	1996-97	.671	27	1997-98	18.8	30	2002-03
356	29	2023-24	564	29	1990-91	.670	31	2010-11	18.9	29	1990-91
351	27	1997-98	571	29	1991-92	.657	34	1979-80	19.0	30	2025-26
348	30	2024-25	573	30	2002-03	.656	30	2009-10	19.3	30	2024-25
342	30	2025-26	576	29	1986-87	.647	28	2005-06	19.6	26	1983-84
341	31	2010-11	583	28	2005-06	.641	30	2024-25		29	1986-87
339	30	2011-12	585	28	2000-01	.633	30	2025-26	19.9	26	1980-81
338	28	2000-01	589	29	1989-90	.630	30	1993-94		28	2000-01
336	27	1998-99		30	1993-94	.609	28	1987-88	20.0	26	1995-96
334	28	1987-88	593	34	1978-79	.602	29	2001-02	20.3	28	1984-85
324	30	2009-10		29	2001-02	.578	28	2000-01	20.5	29	2001-02
321	26	1980-81	608	26	1980-81	.569	28	2006-07	20.9	28	1987-88
288	29	2008-09	616	29	1985-86	.549	29	2008-09	21.1	29	1988-89
263	29	2007-08	646	28	1984-85	.528	26	1980-81	21.3	26	1982-83
257	28	2006-07	677	34	1979-80	.516	30	1981-82		29	1989-90
238	18	2020-21	742	30	1981-82	.485	29	2007-08	24.2	30	1981-82

# FORDHAM WOMEN'S BASKETBALL

## TEAM STATISTICAL BREAKDOWN

Steals			Blocks		
#	Games	Years	#	Games	Years
470	34	1978-79	152	29	1992-93
375	34	1979-80	124	31	2004-05
320	29	1994-95	114	30	2002-03
295	30	1981-82	111	34	1979-80
292	30	2025-26	109	28	2003-04
286	32	2022-23	106	29	2007-08
281	29	2023-24		29	2023-24
270	30	2024-25	101	28	2005-06
265	28	1984-85	100	29	1989-90
259	26	1983-84	96	30	2024-25
	30	2002-03	95	29	2001-02
251	31	2010-11	94	29	1991-92
250	30	2009-10	91	26	1982-83
249	28	2003-04	89	30	1981-82
245	28	2000-01	86	33	2014-15
	35	2012-13	85	29	2008-09
243	29	1992-93		32	2022-23
242	29	1988-89	82	28	1987-88
	29	1990-91	78	35	2012-13
	30	1993-94	76	27	1997-98
	29	2001-02	75	28	1984-85
239	29	1991-92		29	1994-95
236	31	2004-05	74	29	1986-87
228	29	1986-87		29	2021-22
226	26	1995-96		30	2025-26
224	29	1985-86	73	30	2011-12
217	29	2021-22	71	34	1978-79
210	29	2008-09	70	30	1993-94
	30	2011-12	69	29	1988-89
205	26	1980-81		33	2013-14
	32	2019-20	68	26	1983-84
204	28	1987-88		31	2010-11
	29	1989-90	65	28	2000-01
198	28	1996-97	63	31	2015-16
	33	2014-15	62	27	1998-99
197	29	2007-08	59	26	1980-81
188	28	2005-06		28	1996-97
187	28	1999-00	58	28	2006-07
178	34	2017-18		32	2019-20
173	27	1998-99	57	34	2017-18
170	34	2018-19	50	30	2009-10
160	33	2013-14	47	28	1999-00
158	34	2016-17	46	29	1990-91
150	27	1997-98	41	26	1995-96
143	28	2006-07	38	34	2016-17
130	31	2015-16	36	34	2018-19
98	18	2020-21	35	18	2020-21
			20	29	1985-86

## ALL-TIME ROSTER

A	D
Adams, Kim	1978-79
Adams, Liz	2005-06
Akiode, Mobolaji	1999-03
Andrews, Lisa	1992-96
Antoine, Karissa	2024-26
Armstrong, Mary	1970-74
Autorino, Joella	1996-97
<b>B</b>	
Baisley, Karyn	1984-85
Batchelor, Missy	1989-93
Batinkoff, Stephanie	1989-91
Belisari, Mary Jo	1979-81
Bell, Kristina	2007-08
Bennet, Carolyn	N/A
Berry, Kaila	2022-26
Bilotti, Mary Ann	1976-80
Black, Alexis	2025-26
Bodziony, Megan	2020-21
Borello, Mary Ellen	N/A
Borkowski, Tammilyn	1989-94
Bourke, Veronica	N/A
Bruno, Margaret	N/A
Burns, Danielle	2013-17
Burns, Peg	1983-87
Byrnes, Peggy	1993-97
<b>C</b>	
Carrol, Lisa	2005-06
Cass, Cami	1988-92
Cavanaugh, Bre	2017-20
Chaffin, Chloe	2018-23
Chalmers, LaToya	2003-07
Chapman, Kathleen	1986-89
Chiaromonte, Caitlin	2000-03
Clark, Grace	2005-06
Clark, Samantha	2012-16
Collins, Arielle	2009-13
Connell, Tracy	1978-82
Cook, Kim	1996-97
Corning, Abigail	2010-14
Corrigan, Maureen	1978-80
Custance, Virginia	1969-71
<b>D</b>	
Dale, Ariel	2009-11
Daley, Breean	2006-07
Dapaa, Jada	2022-23
Davis, G'mrice	2014-18
Davis, Shirley	1970-74
Davis, Taya	2023-25
Day, Mary Ellen	1970-72
De Pool, Camila	2024-25
DeGennaro, Laura	1981-85
DeRoy, Annie	2000-02
DeRubbo, Riley	2020-21
DeWolfe, Anna	2019-23
Deutsch, Kate	2021-23
DiBenedetto, Susan	1983-86
Dickinson, Beth Ann	2002-04
Dingle, Asiah	2021-23
Dixon, Marianne	1984-85
Donaldson, Taylor	2023-25
Donnelly, Kiely	2001-05
Donlon, Heather	1989-93
Douglas, Alexia	2015-16
Downey, Kaitlyn	2018-23
Durant, Taryn	2011-15
<b>E</b>	
Earl, Takita	2007-09
<b>Easley, Carryn</b>	<b>2025-</b>
<b>Edwards, Lakresha</b>	<b>2025-</b>
Elser, Carol	1981-85
<b>F</b>	
Feerick, Pat	1985-86
Ferguson, Amiyah	2024-25
Fisher, Leslie	1985-86
Fitzgerald, Mollie	1999-00
Fitzpatrick, Kelly	1991-95
Fleischer, Lauren	2000-01
Flood, Matilda	2020-24
Fomina, Asnate	2014-18
Fountain, Lynn	N/A
<b>G</b>	
Galbraith, Linda	1968-69
Gallagher, Megan	1993-97
Ganly, Karen	1988-92
Garvey, Maureen	1996-01
Gaskin, Christina	2011-15
Gause, Marcy	1980-83
Genco, Catherine	1988-89
Giambanco, Gina	2006-08
Gibson, Khadijah	2012-16
Giles-Jones, Miya	2023-25
Gillen, Michelle	1989-90
Gillis, Halei	2017-19
Gilvary, Jane	1987-91
Giuliano, Alexa	2018-19
Gjerkes, Alina	2013-15
Going, Kathleen	1987-88
Goulding, Mary	2016-19
Gregory, Anne	1976-80



Denise Hammersley

# FORDHAM WOMEN'S BASKETBALL

## TEAM STATISTICAL BREAKDOWN

Greir, Elisa	1975-76
Griff, Ranait	2009-13
Gunning, Mary	1978-79

### H

Haggerty, Lynn	1987-88
Hammersley, Denise	1991-95
Hanson, Lara	2001-05
Harris, Chae	2024-25
Harris, Kailah	2023-24
Haskell, Ellen-Jo	1981-85
Hatton, Margaret	1976-88
Hauser, Amy	1995-99
Hayes, Mary	1975-79
Hayford, Emy	2023-24
Heremaia, Kendell	2017-22
Hill, Maysen	2025-26
Himes, Susan	1980-84
Hogan, Maureen	1983-84
Holden, Lauren	2015-19
Howard, Emeir	1992-96
Hrubash, Theresa	1978-82
Humphries, Kassie	2007-08
Hurst, Randall	2008-09
Hynes, Margaret	1974-75

### I

Isaacs, Maxine	1979-80
----------------	---------

### J

Jankunis, Alayna	1992-96
Jefferson, Jada	2002-06
Jillings, Zara	2017-20
Johnson, Joy	2003-05
Jonassen, Megan	2018-23
Jones, Aaliyah	2014-16
Jones, Mattie	2005-06
Jones, Tonya	2001-02
Jordan, Briana	2013-14

### K

Kane, Liz	1986-87
Karpell, Sarah	2019-23
Keenan, Clare	1971-72
Kanoute, Kady	1998-02
Keegan, Chelsea	1998-02
Kelly, Anna	2016-17
Kelly, Beth	1987-91
Kennedy, Annette	1978-79
Kennedy, Christie	1988-92
Kingsland, Lindsey	2006-07
Klug, Johanna	2017-18
Kreslina, Kate	2016-17
Kuschman, Barbara	1969-70
Kwiatkowski, Ralene	2017-20

### L

LaBella, Theresa	1985-89
Lambert, Chandra	1996-99
Lawrence, Marie-Celine	1970-71
Leacy, Donna	1997-99



Kathryn McCabe

Leary, Meghan	2003-05
Leitao, Jade	2003-05
Lewis, Frances	1972-73
<b>Liley, London</b>	<b>2025-</b>
Little, Joanne	1974-78
Ly, Aminata	2023-24

### M

Mack, Monica	2001-05
Maguire, Suzanne	1993-97
Mahaney, Cassidy	2023-24
Mahoney, Megan	2007-09
Mason, Monique	1993-95
Matsalla, Lara	1985-88
McBride, Maureen	1997-98
McCabe, Kathryn	1995-99
McClain, Mary	1972-73
McDonough, Eileen	1970-71
McEntee, Kathleen	1970-71
McGovern, Kelly	2011-12
McGovern, Liz	1978-79
McGurk, Mandy	2023-24
McLaughlin, JoAnn	1979-83
McLoughlin, Katie	2017-21
McQuillen, Colleen	2021-23
Melnyk, Sue	1985-86
Michuda, Beth	1996-00
Milner, Liz	2011-15
Missry, Hannah	2013-17
Moore, Karin	1999-01
Morgan, Tia	2025-26
Morrill, Carissa	2007-09
Morton, Schyler	2011-12
Moser, Sue	1988-92
Mulé, Gina	2006-07
Murphy, Lauren	2017-21
Murrell, Wynn	1969-70
Murtaugh, Missy	1971-72
Murua, Irene	2025-26
Myers, Rebecca	1981-84

### N

Nast, Sharon	1982-86
Nelson, Rose	2022-25
Newsome, Rhonda	1979-83
Niankan, Ornella	2025-26

Nwachukwu, Mary	2013-14
Nyborg, Maranda	2020-24

### O

O'Connor, Ashley	2022-23
O'Reggio, Tenisha	2006-07
<b>Omoshola, Precious</b>	<b>2024-</b>

### P

Padovano, Danielle	2013-17
Parlato, Alex	2015-16
Pappas, Faith	2022-23
Paukovitz, Stacey	1988-93
Peters, Becky	2008-12
Phoenix, Rebecca	1970-74
Polisano, Catherine	2018-22
Poole, Leslie	1985-86
Powers, Betsy	1992-93
Price, Stacey	2001-06
Prior, Millie	2021-22
Prunty, Ann	1977-81
Puchalski, Judith	1975-77

### R

Racht, Rachelle	1992-96
Radice, Jeanine	1985-89
Reese, Rachael	1997-01
Reisert, Barbara	N/A
Reidy, Kathleen	1986-90
Roark, Daniela	2005-07
Roche, Kelly	1989-93
Rooney, Erin	2012-14
Ruff, Kyshawn	2001-05
Ruffin, Tiffany	2014-15
Ryan, Kristen	2015-18

### S

Sabino, Sophia	2021-23
Sabo, Kathy	1978-79
Sangirardi, Angela	1979-82
Santorelli, Ramona	1978-79
Sargent, Kati	1996-00
Sarlija, Tihana	1997-98
Scalfani, Pat	1969-70
Scoblick, Cathy	1987-89
Shadbolt, Caitlin	2009-11
Shanov, Elizabeth	1970-72
Silva, Vanessa	2004-06
Sims, Cody	2011-12
Sirois, Rachelle	1970-73
<b>Sirtautaitė, Ugnė</b>	<b>2025-</b>
Slayton, Erika	2000-02
Smith, Erin	2002-06
Spencer, Raina	2007-09
Steed, Sara	1994-96
Stein, Jenny	1991-95
Stoddart, Charlotte	2009-13
Stokes, Tiffany	2008-11
Strickland, Marah	2012-13
Suarez, Tiffany	2016-17
Sudol, Patricia	1974-75

Sullivan, Tara	1990-91
Szekeresh, Julie	1983-86

### T

Tapio, Emily	2011-15
Tarul, Lexie	2021-23
Tavui, Vilisi	2017-22
Tenner, Mary	1973-76
Terry, Evelyn	1972-74
Thaqi, Edona	2018-22
Thorngren, Malysa	1997-99
Troutt, Beth	2006-07
Tuite, Patricia	1971-75

### V

Vaccarino, Terri	1981-82
Vann, Chinyere	1998-01
<b>Veljovic, Anastasija</b>	<b>2024-</b>
Vican, Katie	2009-10

### W

Wallace, Nailah	1999-01
Walsh, Kathy	1983-84
Wanker, Cecelia	1979-83
Weekes, Kyara	2007-08
Welsh, Eileen	1984-88
Westrol, Heather	2004-07
Williams, Nicole	1988-92
Williams, Patricia	2000-04
Willingham, Tyonna	2008-10
Wilson, Beverly	1972-75
Wilson-Saltos, Emma	2024-26
Winther, Carol	1980-82

### Y

Yost, Karen	1969-71
Young, Isis	2019-20

### Z

Zamora, Alexandria	2007-11
Zappeij, Britt	2014-16
Zopf, Annie	2005-09



Annie Zopf

# FORDHAM WOMEN'S BASKETBALL

## ALL-TIME RECORD VS. CONFERENCES/TEAMS

<b>Atlantic 10</b>		<b>Big South</b>		Saint Peter's	15	29	Furman	1	0		
Davidson	15	9	Longwood	0	1	Siena	1	8	Samford	1	0
Dayton	11	29	UNC-Asheville	2	0	<b>TOTAL</b>	<b>97</b>	<b>121</b>	UNC-Greensboro	1	2
Duquesne	14	25	Winthrop	2	0				Wofford	1	0
George Mason	11	7	<b>TOTAL</b>	<b>4</b>	<b>1</b>	<b>Mid-American</b>		<b>TOTAL</b>	<b>4</b>	<b>3</b>	
George Washington	12	23				Ball State	1	0	<b>Southland</b>		
La Salle	18	40	<b>Big Ten</b>			Buffalo	0	2	Incarnate Word	1	0
Loyola Chicago	2	3	Indiana	1	0	Ohio	1	1	McNeese State	0	1
Rhode Island	23	24	Maryland	0	1	Massachusetts	23	28	Northwestern State	1	0
Richmond	11	17	Michigan	0	1	Quinnipiac	0	1	Texas A&M-CC	1	0
St. Bonaventure	26	23	Penn State	0	7	Toledo	0	1	<b>TOTAL</b>	<b>3</b>	<b>1</b>
Saint Joseph's	16	41	Purdue	1	0	<b>TOTAL</b>	<b>25</b>	<b>33</b>	<b>Southwestern Athletic</b>		
Saint Louis	13	15	Rutgers	0	5	Coppin State	1	1	Grambling State	1	0
VCU	7	8	<b>TOTAL</b>	<b>2</b>	<b>14</b>	Delaware State	3	0	Southern	2	0
<b>TOTAL</b>	<b>179</b>	<b>264</b>				Morgan State	3	1	<b>TOTAL</b>	<b>3</b>	<b>0</b>
<b>America East</b>		<b>Big West</b>		<b>Big 12</b>		<b>Mid-Eastern</b>		<b>Summit</b>			
Albany	6	2	Cal Davis	1	0	Baylor	0	1	North Dakota State	0	1
Binghamton	0	1	Cal State Fullerton	2	0	Kansas	0	2	Oral Roberts	0	1
Hartford	5	0	Long Beach State	1	0	Kansas State	0	1	<b>TOTAL</b>	<b>0</b>	<b>2</b>
Maine	2	3	<b>TOTAL</b>	<b>4</b>	<b>0</b>	Oklahoma	0	1	<b>Sun Belt</b>		
Maryland-BC	3	1				Oklahoma State	0	2	Arkansas-Little Rock	1	0
Massachusetts-Lowell	1	0	<b>Big 12</b>			Texas Christian	0	1	Texas State	0	1
New Hampshire	1	4	Baylor	0	1	Texas	0	3	Troy	0	1
N.J.I.T.	1	1	Kansas	0	2	Texas Tech	0	2	<b>TOTAL</b>	<b>1</b>	<b>2</b>
Stony Brook	10	3	Kansas State	0	1	West Virginia	0	1	<b>West Coast</b>		
<b>TOTAL</b>	<b>29</b>	<b>15</b>	Oklahoma	0	1	<b>TOTAL</b>	<b>0</b>	<b>14</b>	Gonzaga	1	0
<b>American Athletic</b>		<b>Colonial Athletic</b>		<b>Conference USA</b>		<b>Mountain West</b>		<b>Western Athletic</b>			
Central Florida	1	0	Delaware	2	4	Colorado State	1	0	Chicago State	2	0
Cincinnati	1	1	Drexel	4	1	Nevada-Las Vegas	1	0	<b>TOTAL</b>	<b>2</b>	<b>0</b>
Houston	1	0	Elon	0	1	San Jose State	1	0	<b>Division II</b>		
Memphis	0	2	Hofstra	16	10	<b>TOTAL</b>	<b>3</b>	<b>0</b>	Adelphi	8	2
South Florida	0	1	James Madison	1	1	<b>Northeast</b>		<b>Division II</b>			
Southern Methodist	0	1	Northeastern	1	3	Bryant	1	0	Alaska Anchorage	0	1
Temple	7	24	Towson	1	0	Central Connecticut St.	4	1	Caldwell	0	1
Tulane	0	1	UNC-Wilmington	0	1	Fairleigh Dickinson	5	3	Cheyney State	1	2
<b>TOTAL</b>	<b>10</b>	<b>30</b>	<b>TOTAL</b>	<b>25</b>	<b>21</b>	Long Island	8	2	Concordia	1	0
<b>Atlantic Coast</b>		<b>Horizon</b>		<b>Ivy League</b>		Mount St. Mary's	1	1	Dominican	6	1
Boston College	3	6	Cleveland State	1	0	St. Francis Brooklyn	14	0	Georgian Court	1	0
Florida State	0	6	Oakland	1	0	Saint Francis	1	0	New York Tech	4	1
Georgia Tech	0	5	<b>TOTAL</b>	<b>2</b>	<b>0</b>	Wagner	12	7	Post	1	0
Louisville	0	1				<b>TOTAL</b>	<b>46</b>	<b>14</b>	Puerto Rico-Mayaguez	1	0
Miami	0	2	<b>Conference USA</b>			<b>Pac-12</b>		Queens	7	4	
North Carolina	0	3	Alabama-Birmingham	0	1	Arizona State	0	1	Shorter	0	1
North Carolina State	0	1	Charlotte	3	7	California	0	2	Southern Conn. State	2	1
Notre Dame	0	3	Florida Atlantic	0	1	UCLA	0	1	<b>TOTAL</b>	<b>31</b>	<b>14</b>
Pittsburgh	1	3	Florida International	0	2	Colorado	0	2	<b>Division III</b>		
Syracuse	2	3	Middle Tennessee St.	1	0	Oregon State	1	0	Brooklyn College	6	2
Virginia	0	3	North Texas	0	1	Southern California	1	0	CCNY	1	0
Virginia Tech	0	9	Texas-San Antonio	1	0	Stanford	0	2	Cortland State	1	1
Wake Forest	0	1	Western Kentucky	0	1	Washington	1	1	Hunter	1	0
<b>TOTAL</b>	<b>6</b>	<b>46</b>	<b>TOTAL</b>	<b>5</b>	<b>13</b>	<b>TOTAL</b>	<b>3</b>	<b>9</b>	John Jay	3	0
<b>Atlantic Sun</b>		<b>Ivy League</b>		<b>The Metro</b>		<b>Patriot</b>		<b>Division III</b>			
Jacksonville	2	0	Brown	2	2	American	3	2	Kean	0	1
Stetson	2	1	Columbia	11	3	Army	16	8	Lehman	3	0
<b>TOTAL</b>	<b>4</b>	<b>1</b>	Cornell	2	1	Boston University	2	3	Luther	1	0
<b>Big East</b>		<b>Ivy League</b>		<b>The Metro</b>		Bucknell	16	6	Manhattanville	5	1
Butler	0	1	Dartmouth	2	2	Colgate	7	4	Mercy	3	3
Connecticut	4	3	Dartmouth	2	2	Holy Cross	10	31	New Jersey City	3	0
DePaul	0	1	Harvard	3	2	Lafayette	12	6	NYU	1	0
Georgetown	5	6	Pennsylvania	3	0	Lehigh	13	2	Springfield	1	0
Marquette	0	1	Princeton	5	8	Loyola Maryland	1	1	St. Elizabeth's	1	1
Providence	5	8	Yale	13	6	Navy	8	5	Upsala	2	0
St. John's	6	21	<b>TOTAL</b>	<b>41</b>	<b>24</b>	<b>TOTAL</b>	<b>88</b>	<b>68</b>	Western Conn. State	3	1
Seton Hall	5	10				<b>Southeastern</b>		Worcester Poly Inst.	1	0	
Villanova	0	6	<b>The Metro</b>			Arkansas	0	1	York	3	0
Xavier	3	20	Canisius	1	0	Auburn	0	4	<b>TOTAL</b>	<b>39</b>	<b>10</b>
<b>TOTAL</b>	<b>28</b>	<b>77</b>	Fairfield	7	24	Florida	0	1			
<b>Big Sky</b>		<b>Ivy League</b>		<b>The Metro</b>		Louisiana State	0	1			
CSU Sacramento	0	1	Iona	26	20	Mississippi	0	1			
Northern Colorado	1	0	Manhattan	30	26	South Carolina	0	1			
<b>TOTAL</b>	<b>1</b>	<b>1</b>	Marist	7	6	Tennessee	0	1			
			Monmouth	4	7	Vanderbilt	0	2			
			Niagara	3	1	<b>TOTAL</b>	<b>0</b>	<b>12</b>			
			Rider	3	0	<b>Southern</b>					
						East Tennessee State	0	1			

# FORDHAM WOMEN'S BASKETBALL

## SERIES RECORD VS. OPPONENTS

Date	Site (Opp. #)	Result	Date	Site (Opp. #)	Result	Date	Site (Opp. #)	Result	Date	Site (Opp. #)	Result
<b>Adelphi 8-2</b>			<b>Baylor 0-2</b>			2/21/78 H W, 69-49			1/11/92 H % W, 67-49		
2/12/78 H		W, 87-76	2/28/88 N23		L, 69-78	2/11/79 N5		W, 68-50	2/5/92 A %		W, 74-42
1/17/79 H		W, 80-53	11/25/21 N60		L, 45-68	2/-/79 H		W, 58-49	1/23/93 H %		W, 64-53
1/26/80 H		W, 82-65	<b>Binghamton 0-1</b>			2/-/79 N6		W, 69-60	2/17/93 A %		L, 48-50
1/17/81 A		W, 72-66	12/28/09 H/N46 L, 45-49			2/14/80 H		W, 57-52	1/22/94 A %		W, 61-56
2/17/82 H		L, 59-65	<b>Boston College 3-6</b>			2/13/81 A		L, 37-76	2/16/94 H %		W, 63-45
2/21/83 A		W, 71-62	2/6/71 A L, 19-35			1/20/82 H		W, 67-65	1/7/95 A %		W, 62-45
2/7/84 H		W, 74-73	2/5/72 H L, 33-34			12/18/82 A		L, 59-65	2/1/95 H %		L, 75-82
11/6/23 H		W, 70-43	2/4/73 A W, 41-30			<b>Cal State Fullerton 2-0</b>			<b>Colorado 0-2</b>		
11/4/24 H		L, 50-58	2/2/74 H L, 30-42			11/21/03 A W, 81-43			1/14/80 H L, 61-77		
11/3/25 H		W, 60-51	2/1/75 A L, 37-53			11/8/24 H W, 66-51			12/7/97 N36 L, 54-82		
<b>Alabama-Birmingham 0-1</b>			12/4/94 N19 W, 60-57			<b>Cal State Sacramento 0-1</b>			<b>Colorado State 1-0</b>		
1/3/90 N18		L, 58-81	12/8/04 A (#17/18) L, 40-82			1/3/95 A L, 72-76			12/30/12 H/N46 W, 64-59 (2OT)		
<b>Alaska-Anchorage 0-1</b>			12/4/16 H W, 56-49			<b>California 0-1</b>			<b>Columbia 11-3</b>		
2/27/88 A/N23		L, 77-93	11/16/17 A L, 52-55			3/22/14 N33 L, 63-64			12/3/87 H W, 95-67		
<b>UAlbany 6-2</b>			<b>Boston University 2-3</b>			12/21/24 N62 (#24/RV) L, 69-53			12/10/88 A W, 78-66		
11/13/09 H		W, 76-56	3/-/80 N3 L, 61-62			<b>Califorina-Davis 1-0</b>			12/11/89 H W, 74-71		
1/2/11 A		W, 48-43	11/30/85 H L, 56-62			12/29/17 H/N46 W, 70-62			12/11/90 A L, 64-78		
11/11/11 H		L, 42-59	1/3/03 H W, 59-55 (OT)			<b>California-Los Angeles 0-1</b>			12/10/91 H W, 68-49		
11/9/12 A		W, 60-43	12/3/03 A L, 63-74			12/20/17 H (#11/12) L, 30-67			12/8/92 A W, 69-38		
11/22/16 H		W, 89-82 (2OT)	3/23/13 H/N53 W, 58-44			<b>Caldwell 0-1</b>			12/14/93 H W, 72-47		
11/19/17 A		L, 52-59 (OT)	<b>Brooklyn College 6-2</b>			3/11/73 N1 L, 27-65			12/6/94 A W, 77-48		
12/22/20 H		W, 71-42	1/29/76 H L, 44-65			<b>Canisius 1-0</b>			12/12/95 H W, 73-55		
11/10/23 H		W, 66-63	3/2/77 A -			2/19/90 H # W, 70-61			12/10/96 A W, 69-56		
<b>American 3-2</b>			3/5/77 N2 L, 65-81			<b>Catholic 1-0</b>			12/9/00 A W, 55-53		
12/1/93 A		W, 74-68	2/13/78 A W, 70-66			2/19/72 A W			12/11/18 H W, 68-49		
11/10/06 H		L, 53-78	2/26/78 N6 W, 66-52			<b>CCNY 1-1</b>			11/10/19 A L, 51-70		
12/9/07 A		L, 51-65	1/27/79 H W, 76-53			12/16/75 A L			3/20/23 A/N53 L, 73-78		
1/4/13 A		W, 71-50	1/10/84 H W, 67-56			2/2/77 H W, 73-51			<b>Concordia 1-0</b>		
11/25/13 H		W, 66-62	12/22/84 A W, 71-53			<b>Central Conn. State 4-1</b>			2/10/75 H W, 64-33		
<b>Arizona State 0-2</b>			1/21/86 H W, 87-61			12/22/08 H W, 66-64			<b>Connecticut 4-3</b>		
12/1/01 A/N39		L, 40-64	<b>Brown 2-2</b>			11/18/09 A L, 57-64			2/4/78 H W, 57-44		
11/27/21 N60		L, 43-58	1/9/89 A L, 64-76			12/9/14 A W, 72-36			2/8/79 H W, 85-63		
<b>Arkansas 0-1</b>			12/2/90 H/N21 W, 64-59			3/19/15 H/N53 W, 70-67			1/16/80 A W, 63-54		
11/29/19 N59 (#25/24)		L, 59-71	11/17/01 H L, 58-63			12/20/15 H W, 63-48			1/9/81 H L, 59-64		
<b>Arkansas-Little Rock 1-0</b>			11/22/02 A W, 78-63			<b>Central Florida 1-0</b>			12/3/81 A L, 45-76		
11/19/16 H/N57		W, 65-43	<b>Bryant 1-0</b>			11/25/11 A/N51 W, 70-57			12/4/82 H W, 62-61		
<b>Army 16-8</b>			12/29/08 H/N46 W, 70-51			<b>Charlotte 3-7</b>			12/8/80 A/N27 L, 43-85		
- A		L, 56-65	<b>Bucknell 16-7</b>			1/8/06 H * L, 64-70			<b>Coppin State 1-1</b>		
2/-/79 N6		W, 63-60	12/3/83 N14 W, 78-63			2/8/07 A * L, 46-78			12/8/89 N26 W, 83-59		
12/2/79 N5		W, 62-54	11/23/85 H W, 63-60			2/27/08 H * L, 55-79			12/30/11 H/N46 L, 60-61		
1/23/80 H		W, 47-43	12/3/86 A L, 71-84			1/31/09 A * L, 38-60			<b>Cornell 2-1</b>		
12/9/80 A		L, 38-69	11/28/87 N20 L, 86-93			1/20/10 H * L, 34-69			1/25/87 H W, 68-58		
1/23/82 H #		L, 70-86	12/4/88 H/N21 W, 76-55			1/12/11 A * L, 41-74			1/2/12 H L, 39-40		
3/-/82 N12		L, 70-72	1/23/91 A % W, 80-65			1/25/12 H * L, 41-61			11/11/12 A W, 58-50		
12/8/82 H #		L, 61-77	2/16/91 H % W, 84-72			1/13/13 A * W, 59-56			<b>Cortland State 1-1</b>		
2/5/83 A #		L, 61-78	3/1/91 N28 W, 103-75			11/18/18 H W, 71-64			3/3/77 N2 W, 82-68		
1/30/91 A %		W, 60-56 (OT)	1/22/92 H % W, 88-77			11/24/19 A W, 76-51			2/25/78 N6 L, 74-83		
2/11/91 H %		W, 48-47	2/15/92 A % W, 80-70			<b>Cheyney 1-2</b>			<b>Dartmouth 2-2</b>		
3/2/91 N28		L, 65-68 (OT)	1/13/93 H % W, 85-69			12/8/78 N9 L, 63-79			12/29/79 N4 W, 63-60		
1/29/92 H %		W, 69-42	2/6/93 A % L, 58-64			2/2/80 A L, 42-55			12/29/87 N22 L, 70-82		
2/22/92 A %		L, 60-77	1/12/94 A % W, 76-55			11/29/86 N19 W, 71-57			11/26/03 H L, 55-72		
3/7/92 N28		W, 83-72	2/5/94 H % W, 65-41			<b>Chicago State 2-0</b>			11/23/04 A W, 66-48		
1/16/93 H %		W, 59-49	3/3/94 N28 W, 57-51			12/15/02 H W, 52-43			<b>Davidson 15-9</b>		
2/9/93 A %		W, 68-54	1/14/95 H % W, 61-54			12/29/03 A W, 67-55			1/28/15 A * W, 66-45		
1/15/94 A %		W, 66-52	2/8/95 A % W, 52-49			<b>Cincinnati 1-1</b>			3/1/15 H * W, 54-46		
2/9/94 H %		W, 59-47	11/22/08 H L, 46-47			12/11/05 A L, 61-71			1/2/16 H * W, 51-40		
3/5/94 N28		W, 68-48	11/21/09 A L, 56-63			12/1/13 N54 W, 56-40			1/20/16 A * L, 51-69		
1/28/95 A %		W, 62-49	11/17/10 H W, 64-42			<b>Cleveland State 1-0</b>			1/4/17 H * W, 85-72		
2/25/95 H %		W, 65-50	12/6/11 A L, 39-49			11/16/11 H W, 52-43			2/14/17 A * L, 51-52		
3/3/95 A/N28		W, 63-42	12/17/17 H W, 71-62			<b>Colgate 8-3</b>			2/26/17 H/N35 W, 66-54		
3/21/13 H/N53		W, 55-46	3/18/22 H/N53 L, 64-73			12/3/88 H/N21 W, 90-83			1/10/18 H * W, 66-58		
<b>Auburn 0-4</b>			<b>Buffalo 0-2</b>			<b>Cleveland State 1-0</b>			2/10/18 A * W, 58-45		
1/2/85 N17		L, 39-85	12/29/16 H/N46 L, 54-58			1/8/20 A * L, 62-74			1/27/19 H * L, 56-60		
12/31/89 H		L, 38-76	11/16/25 A L, 59-67			2/13/19 A * W, 58-42			2/13/20 H * W, 47-46		
12/29/91 N30		L, 52-71	<b>Butler 0-1</b>			1/26/03 H L, 55-72			12/21/20 H * L, 64-79		
12/29/97 N24		L, 43-76	1/6/89 A L, 50-60			11/23/04 A W, 66-48			1/31/21 A * W, 73-55		
<b>Ball State 1-0</b>			<b>C.W. Post 8-2</b>			<b>Colgate 8-3</b>			1/21/22 A * W, 63-51		
11/23/18 N58		W, 78-70	2/23/76 H W, 61-40			12/3/88 H/N21 W, 90-83			2/26/22 H * W, 68-57		
			2/10/77 A -			1/12/91 A % L, 67-83					
			- N5 W, 67-47			2/6/91 H % W, 68-55					

# FORDHAM WOMEN'S BASKETBALL

## SERIES RECORD VS. OPPONENTS

Date	Site (Opp. #)	Result	Date	Site (Opp. #)	Result	Date	Site (Opp. #)	Result	Date	Site (Opp. #)	Result
1/1/23	H *	W, 67-64	12/5/87	H/N21	W, 78-74	12/6/97	A/N36	L, 72-73	1/5/19	A *	W, 50-38
2/25/23	A *	W, 74-65	3/18/18	A/N53	W, 63-60	11/30/22	H	L, 75-82 (OT)	1/12/20	H *	W, 53-47
1/14/24	H *	L, 48-66	3/16/23	H/N53	W, 73-63	12/10/23	A	L, 74-77	1/3/21	H *	W, 53-47
2/24/24	A *	W, Forfeit	<b>Duquesne 14-25</b>			<b>FDU 5-3</b>			3/4/21	A	W, 48-43
3/1/25	A *	L, 52-64	1/11/96	H *	L, 63-74	2/9/81	H	L, 47-72	1/19/22	H *	W, 61-53
1/14/26	A *	L, 50-74	2/1/97	A *	L, 65-78	2/8/82	A	L, 51-56	1/11/23	A *	L, 57-63
2/25/26	H *	L, 49-58	2/8/98	H *	W, 65-60	11/26/85	A	L, 57-86	1/27/24	H *	W, 60-55
<b>Dayton 11-29</b>			1/4/99	A *	L, 69-80	12/1/86	H	W, 73-72	1/8/25	H *	W, 61-53
1/18/96	A *	L, 56-61	2/4/00	H *	W, 70-56	11/24/09	H	W, 76-60	2/4/25	A *	L, 59-69
1/23/97	H *	L, 49-60	1/10/01	H *	L, 59-62	11/23/10	A	W, 62-56	1/24/26	A *	L, 47-58
2/25/97	A/N35	W, 68-65	2/4/01	A *	L, 59-74	1/2/22	H	W, 63-36	<b>Georgetown 5-5</b>		
1/22/98	A *	L, 62-66	2/17/02	H *	L, 59-62	12/11/22	H	W, 78-58	3/4/71	H	L, 19-31
1/15/99	H *	L, 48-61	1/19/03	A *	L, 57-66	<b>Florida 0-1</b>			2/26/72	H	W, 42-38
2/11/00	A *	L, 60-71	3/6/03	N35	L, 52-60	<b>Florida Atlantic 0-1</b>			1/9/83	A	W, 73-68
3/3/00	N35	L, 51-89	1/25/04	H *	L, 61-62	<b>Florida International 0-2</b>			11/30/05	H	W, 68-62 (OT)
1/7/01	H *	W, 41-39	2/27/05	A *	L, 60-71	<b>Florida State 0-6</b>			11/22/06	A	L, 52-82
1/13/02	A *	L, 63-68	2/17/06	H *	W, 57-50	12/31/84	N17	L, 81-88	12/6/07	H	L, 43-89
3/1/02	N35	W, 66-49	2/4/07	A *	W, 74-65	12/19/00	H	L, 52-73	12/3/08	A	L, 46-58
1/31/03	H *	L, 67-78	1/27/08	H *	L, 42-66	12/20/04	N43	L, 51-65	3/17/17	A/N53	W, 60-49
1/15/04	A *	L, 67-70 (OT)	2/21/09	A *	L, 57-65	11/27/09	A/N48	L, 53-66	11/29/18	A	L, 38-58
1/23/05	H *	L, 50-63	1/17/10	H *	L, 63-69	12/1/04	A	L, 52-61	12/8/19	H	W, 67-54
3/4/05	N35	W, 49-45	1/29/11	A *	L, 65-87	<b>Georgia Tech 0-5</b>			12/28/84	N16	L, 56-77
1/29/06	H *	L, 64-72	2/15/12	H *	L, 50-56	12/19/00	H	L, 52-73	12/30/92	N31	L, 68-69
1/21/07	A *	L, 38-69	1/27/13	A *	L, 50-68	12/20/04	N43	L, 51-65	12/8/01	H	L, 49-51
2/9/08	H *	L, 39-56	1/8/14	H *	L, 61-65	12/28/05	H	L, 50-73	12/21/02	A	L, 53-69
2/10/09	A *	L, 45-82	2/22/14	A *	L, 51-60	11/14/06	H	L, 34-84	<b>Georgian Court 1-0</b>		
2/11/10	H *	L, 42-72	3/7/14	N35	W, 45-41	11/20/07	A	L, 42-77	11/20/23	H	W, 85-44
2/26/11	A *	L, 51-69	1/31/15	H *	L, 46-56	<b>Furman 1-0</b>			<b>Gonzaga 1-0</b>		
1/21/12	H *	L, 37-62	1/10/16	A * (RV/RV)	L, 40-55	11/11/16	H/N57	W, 60-47	12/1/02	N40	W, 74-69
2/10/13	H *	L, 57-68	3/4/16	N35	L, 65-70	<b>George Mason 11-7</b>			<b>Grambling State 1-0</b>		
1/19/14	A *	L, 64-73	12/1/16	H *	W, 64-51	12/22/01	A	L, 60-65	11/27/16	N45	W, 59-53
3/9/14	N52	W, 63-51	2/21/18	A *	W, 51-43	12/22/03	H	W, 66-60	<b>Hartford 5-0</b>		
2/18/15	H *	L, 45-59	2/3/19	H *	W, 57-46	12/2/07	H	L, 42-59	12/8/84	H	W, 79-58
2/28/16	A *	L, 55-77	3/9/19	A/N35	W, 76-34	12/22/07	A	L, 74-76 (OT)	1/27/86	A	W, 65-59
2/19/17	H *	W, 66-52	2/25/20	A *	L, 63-74	2/26/14	H *	W, 71-52	2/10/87	H	W, 89-78
1/17/18	H *	L, 62-63	3/6/20	N35	W, 54-47	2/25/15	A *	W, 79-55	12/14/91	A	W, 74-60
2/18/18	A * (#RV/NR)	L, 54-79	2/5/22	A *	W, 59-52	1/13/16	H *	W, 66-54	12/28/17	H/N46	W, 69-44
1/20/19	H *	L, 50-72	1/14/23	H *	W, 83-62	1/7/17	A *	W, 53-49	<b>Harvard 3-2</b>		
2/27/19	H *	W, 57-48	12/5/23	A *	L, 73-75	1/28/18	A *	W, 67-62	11/28/86	A/N19	L, 76-77
1/26/20	A *	L, 44-48	1/5/25	A *	W, 64-62	2/10/19	H *	W, 64-53	11/24/90	A/N19	L, 61-76
2/22/20	H *	W, 50-38	2/19/25	H *	W, 56-53	1/19/20	A *	W, 66-54	12/8/91	N29	W, 87-77
1/23/22	A *	L, 48-52	3/6/25	N35	L, 63-79	1/1/21	H *	W, 62-32	12/30/13	H/N46	W, 64-44
2/19/22	H *	L, 47-48	2/14/26	H *	L, 67-80	1/12/22	A *	W, 73-64	3/16/18	H/N53	W, 65-47
1/8/23	A *	W, 82-66	<b>East Tennessee State 0-1</b>			3/3/22	N35	W, 66-50	<b>Hofstra 16-10</b>		
2/7/24	H *	W, 70-48	1/4/86	N18	L, 60-73	2/19/23	H *	L, 63-74	1/6/72	A	L, 33-38
1/18/25	H *	W, 58-55	<b>Elon 0-1</b>			1/31/24	A *	L, 47-54	12/6/72	H	W, 35-29
2/22/25	A *	L, 57-62	11/11/10	A/N49	L, 77-91	2/8/25	H *	L, 43-70	12/13/73	A	L, 31-35
1/10/26	H *	L, 58-66	<b>Fairfield 7-24</b>			12/3/25	A *	L, 55-73	2/5/75	H	W, 38-34
<b>Delaware 2-4</b>			2/25/74	H	L, 35-43	<b>George Washington 12-23</b>			2/26/76	A	W, 66-50
12/29/88	N25	W, 82-66	2/25/75	H	L, 46-63	1/20/96	A *	L, 51-81	2/7/77	H	W, 81-23
12/7/05	H	L, 56-60	2/17/76	H	W, 58-53	2/10/97	H *	L, 35-59	2/25/80	H	W, 61-46
12/22/06	A	L, 42-66	2/4/77	H	L, 60-71	2/6/98	A *	L, 51-73	12/13/80	A	L, 48-61
11/25/14	A	W, 49-44	2/17/78	H	W, 75-41	1/22/99	H *	L, 54-84	2/6/82	H	W, 64-63
12/3/15	H	L, 48-55	1/19/79	H	W, 89-48	1/30/00	A *	L, 41-87	1/29/83	A	L, 58-66
3/19/21	N53	L, 49-77	2/22/81	H	L, 48-49	1/18/01	H *	L, 61-89	2/1/84	H	L, 70-82
<b>Delaware State 3-0</b>			2/12/82	A #	L, 71-75	1/7/02	A *	L, 53-67	2/4/85	A	W, 82-56
1/4/12	A	W, 63-48	1/19/83	H #	L, 74-86	1/15/03	H *	L, 59-72	12/3/85	H	L, 46-67
11/18/12	H	W, 69-38	2/15/83	A #	L, 70-97	2/6/04	A *	L, 45-73	1/22/87	A	L, 70-71
12/5/15	H	W, 74-58	1/14/84	A #	L, 67-78	1/3/05	H *	L, 50-72	12/12/87	H	W, 69-54
<b>DePaul 0-1</b>			2/11/84	H #	L, 65-79	3/5/05	A/N35	L, 51-62	2/17/92	A	W, 69-51
11/30/02	N40	L, 73-92	1/13/85	A #	L, 63-72	1/27/06	A *	L, 34-67	1/18/93	H	W, 76-58
<b>Dominican 6-1</b>			2/9/85	H #	W, 59-53	1/12/07	H * (#12/14)	L, 51-77	2/14/94	A	L, 54-57
12/17/70	A	L, 31-51	1/18/86	A #	L, 61-67	3/1/08	A * (#15/15)	L, 27-66	12/21/98	H	W, 67-47
11/29/71	H	W, 32-31	2/15/86	H #	L, 69-74	1/17/09	H *	L, 52-55	11/29/99	A	L, 52-61
3/11/73	A	W, 35-22	1/10/87	A #	L, 59-86	2/20/10	H *	L, 47-56	11/27/04	H	W, 62-49
12/6/73	H	W, 37-24	2/7/87	H #	L, 62-65	1/22/11	H *	W, 59-56	11/18/05	A	W, 63-53
3/11/74	A	W, 46-45	1/23/88	A #	L, 62-71	1/7/12	A *	L, 43-54	11/15/13	A	L, 64-77
1/-/75	H	W, 49-38	2/20/88	H #	L, 73-91	2/13/13	H *	W, 66-56	11/21/14	H	W, 60-46
3/2/76	H	W	3/7/88	N12	L, 66-80	2/8/14	H *	W, 67-58	12/18/20	H	W, 72-58
<b>Drake 0-1</b>			1/14/89	H #	W, 64-62	2/21/15	A * (#24/23)	L, 65-83	12/6/25	A	W, 69-46
11/30/14	N55	L, 56-61	2/11/89	A #	W, 74-72	3/7/15	N35 (#21/19)	L, 60-72	<b>Hofstra 16-10</b>		
<b>Drexel 4-1</b>			2/6/90	H #	L, 50-69	2/3/16	H * (RV/RV)	W, 76-69	<b>Hofstra 16-10</b>		
3/1/86	A	L, 83-88	2/24/90	A	L, 46-85	2/1/17	A *	L, 46-63	<b>Hofstra 16-10</b>		
12/6/86	H	W, 72-69	1/5/93	H	L, 60-66	12/31/17	H *	W, 61-50	<b>Hofstra 16-10</b>		
			1/4/94	A	L, 55-67				<b>Hofstra 16-10</b>		
			2/2/96	H	W, 64-61				<b>Hofstra 16-10</b>		

# FORDHAM WOMEN'S BASKETBALL

## SERIES RECORD VS. OPPONENTS

Date	Site (Opp. #)	Result	Date	Site (Opp. #)	Result	Date	Site (Opp. #)	Result	Date	Site (Opp. #)	Result
<b>Holy Cross 10-29</b>			2/17/88	A #	W, 99-84	1/24/09	H *	L, 41-42	11/30/25	H	W, 72-51
1/25/84	A #	L, 60-76	1/17/89	A #	W, 73-56	2/7/09	A *	W, 48-45	<b>Longwood 0-1</b>		
2/22/84	H #	L, 79-88	1/23/90	H #	W, 79-53	1/30/10	H *	W, 57-47	1/5/08	H	L, 56-62
1/22/85	H #	L, 41-64	2/22/90	A	W, 75-61	2/13/10	A *	L, 60-72	<b>Louisiana State 0-1</b>		
2/19/85	A #	L, 71-89	3/7/90	N12	W, 57-53	1/8/11	H *	W, 69-54	11/29/96	H	L, 42-62
1/23/86	H #	L, 72-76	1/2/93	H	L, 58-72	2/6/11	A *	L, 54-69	<b>Louisville 0-1</b>		
2/22/86	A #	L, 74-90	11/27/93	A	W, 68-46	1/11/12	A *	L, 62-68	11/28/80	N11	L, 55-101
3/6/86	A/N12	L, 74-87	12/1/94	H	W, 65-35	2/1/12	H *	L, 55-56	<b>Loyola (Md.) 1-1</b>		
12/20/86	A #	L, 68-97	11/27/95	A	W, 66-61	2/6/13	A *	W, 69-49	1/25/90	H #	W, 79-68
1/31/87	H #	L, 62-74	12/4/96	H	W, 57-44	2/15/14	H *	W, 43-42	11/28/99	N37	L, 44-53
3/6/87	N12	L, 67-105	11/25/97	A	L, 58-61	1/8/15	A *	W, 70-59	<b>Loyola Chicago 2-3</b>		
1/30/88	H #	L, 60-67	11/24/98	H	W, 76-64	2/13/16	H *	W, 54-44	2/4/23	H *	W, 80-64
3/3/88	A #	L, 76-104	11/22/99	A	L, 72-84	2/22/17	A *	W, 66-61 (2OT)	1/24/24	H *	L, 64-73
3/1/89	A #	L, 84-94	11/17/06	A	L, 45-72	2/13/18	H *	W, 66-45	3/7/24	N35	L, 52-53
2/10/90	A #	L, 79-82	12/1/07	H	L, 62-86	1/31/19	A *	W, 65-54	1/11/25	A *	W, 68-53
2/27/90	H	L, 81-89	12/10/08	A	L, 69-72	2/1/20	H *	W, 62-45	2/4/26	H *	L, 42-47
1/26/91	H %	L, 59-63	12/9/09	H	W, 70-64	1/9/22	H *	L, 62-71	<b>Loyola Marymount 2-1</b>		
2/20/91	A %	L, 62-73	12/22/10	A	L, 44-47	2/16/23	A *	L, 49-61	12/3/89	H/N21	W, 61-59
1/25/92	A %	L, 68-78	11/14/14	H	L, 52-71	1/6/24	A *	L, 53-64	12/29/90	A	L, 71-86
2/19/92	H %	W, 77-63	12/7/16	A	L, 46-54	3/2/24	H *	L, 83-93	12/31/96	A	W, 75-68
1/9/93	A %	L, 75-80	12/9/17	H	W, 78-48	2/12/25	A *	W, 61-58	<b>Luther 1-0</b>		
2/3/93	H %	W, 73-69 (2OT)	12/21/18	A	W, 57-40	2/26/25	H *	W, 72-51	3/11/73	N1	W, 42-22
3/8/93	A/N28	L, 62-82	<b>Jacksonville 2-0</b>			12/31/25	H *	L, 69-72	<b>Maine 2-3</b>		
1/8/94	H %	L, 59-60	12/28/02	A	W, 65-45	2/7/26	A *	L, 53-70	11/19/00	A	L, 51-66
2/2/94	A %	W, 59-51	12/20/03	H	W, 69-57	<b>Lafayette 13-6</b>			12/15/01	H	L, 39-52
3/12/94	N32	W, 64-60	<b>James Madison 1-1</b>			1/4/84	H	W, 81-58	12/29/18	H/N46	W, 72-64 (OT)
1/21/95	A %	L, 65-75	12/11/81	N9	W, 87-80	11/28/84	A	L, 61-77	12/8/22	A	W, 57-51
2/22/95	H %	W, 50-45	3/27/13	A/N53	L, 61-77	2/24/86	H	L, 52-53	12/2/23	H	L, 62-74
3/8/95	A/N32	L, 51-58	<b>John Jay 3-0</b>			12/2/89	H/N21	L, 47-56	<b>Manhattan 30-26</b>		
1/8/96	H	L, 61-69	12/10/74	H	W, 49-38	1/19/91	A %	W, 60-56	2/7/80	A	L, 56-69
1/6/98	H	W, 61-55	12/4/75	A	W, 51-39	2/13/91	H %	W, 83-60	2/19/81	H	W, 77-66
12/2/98	A	L, 60-79	1/5/77	H	W	1/18/92	H %	W, 79-72	1/26/82	A #	W, 58-53
11/30/99	H	L, 62-66	<b>Kansas 0-1</b>			2/12/92	A %	W, 57-55	1/15/83	H #	W, 75-72
12/5/00	A	L, 52-63	12/27/78	N4	L, 82-87 (OT)	3/8/92	N32	W, 65-54	2/12/83	A #	W, 62-60
12/18/01	H	L, 76-80 (2OT)	11/28/10	A/N50 (RV)	L, 68-81 (OT)	1/27/93	H %	W, 54-38	12/29/18	H/N46	W, 76-70
1/28/03	A	L, 62-70	<b>Kansas State 0-1</b>			2/20/93	A %	L, 63-65	12/8/22	A	W, 57-51
11/20/10	H	W, 67-36	1/10/80	H	L, 64-66	3/5/93	A/N28	W, 61-49	12/2/23	H	L, 62-74
11/19/11	A	W, 54-43	<b>Kean 0-1</b>			1/26/94	A %	W, 67-57	<b>Manhattan 30-26</b>		
1/6/13	H	W, 67-60	3/19/77	N3	L, 50-57	2/19/94	H %	L, 60-64 (OT)	2/7/80	A	L, 56-69
12/7/13	A	W, 75-49	<b>La Salle 18-40</b>			1/18/95	A %	W, 39-31	2/19/81	H	W, 77-66
<b>Houston 2-0</b>			1/28/84	A #	L, 89-93	2/11/95	H %	W, 60-40	1/26/82	A #	W, 58-53
12/30/19	H/N46	W, 63-54	2/20/84	H #	L, 82-88	12/29/12	H/N46	L, 50-54	1/15/83	H #	W, 75-72
11/26/21	N60	W, 67-53	1/26/85	A #	L, 58-72	11/24/15	H	W, 61-49	2/12/83	A #	W, 62-60
<b>Hunter 1-0</b>			2/23/85	H #	L, 62-75	12/12/21	H	W, 71-36	1/21/84	H #	W, 76-70
1/21/77	H	W, 69-44	3/1/85	N12	L, 63-78	<b>Lehigh 13-2</b>			2/18/84	A #	L, 79-89
<b>Illinois State 1-0</b>			12/7/85	H #	L, 57-81	3/17/77	N3	W, 49-45	1/19/85	A #	L, 66-83
12/15/13	H	W, 57-32	2/1/86	A #	L, 57-94	1/16/91	H %	W, 72-70	2/16/85	H #	W, 69-56
<b>Incarinate Word 1-0</b>			1/23/87	A #	L, 54-65	2/9/91	A %	W, 95-58	2/4/86	H #	L, 44-47
11/28/14	N55	W, 72-44	2/22/87	H #	L, 59-72	1/15/92	A %	W, 74-57	2/26/86	A #	L, 65-70
<b>Indiana 1-0</b>			1/13/88	H #	L, 53-72	2/8/92	H %	W, 87-57	1/20/87	A #	L, 54-60
1/2/79	H	W, 69-44	2/6/88	A #	L, 65-80	3/6/92	A/N28	W, 93-61	2/18/87	H #	L, 65-72
<b>Iona 25-20</b>			1/28/89	A #	L, 68-82	1/20/93	A %	W, 86-65	1/18/88	H #	L, 51-60
2/7/73	H	W, 25-18	2/25/89	H #	L, 80-84	2/13/93	H %	W, 64-57	2/10/88	A #	L, 54-60
3/4/74	H	L	3/10/89	N12	L, 70-73	1/19/94	H %	W, 66-52	1/25/89	A #	L, 60-64
3/10/74	N1	L	1/27/90	H #	W, 73-65	2/12/94	A %	W, 74-59	2/22/89	H #	L, 69-72
2/8/75	A	W, 49-42	3/3/90	A	L, 59-72	1/11/95	A %	W, 69-55	3/3/89	N12	W, 63-56
1/31/76	H	W, 64-42	3/3/90	A	L, 59-72	2/4/95	H %	W, 76-49	1/13/90	A #	L, 56-73
1/29/77	A	L, 70-89	12/3/94	N19	L, 50-58	11/17/07	H	L, 33-46	1/31/90	H #	W, 78-39
2/28/78	H	W, 59-45	1/13/96	A *	W, 67-65	1/2/09	A	L, 55-69	2/2/91	H	W, 54-50
2/6/79	H	W, 69-46	1/30/97	H *	L, 58-73 (2OT)	11/30/19	N59	W, 59-57	2/3/92	A	L, 65-67
1/29/80	H	W, 74-43	1/8/98	H *	L, 57-63	<b>Lehman 3-0</b>			1/25/93	H	W, 71-54
2/7/81	A	W, 84-78	1/24/99	A *	L, 46-58	12/1/76	H	W	12/8/93	A	W, 62-60
2/4/82	H #	L, 49-66	2/26/99	N35	L, 56-70	-	A	W, 70-64	12/8/94	H	W, 71-67
1/22/83	A #	L, 59-64	2/27/00	H *	L, 55-65	12/14/78	H	W, 101-57	12/7/95	H	L, 63-71
2/19/83	H #	W, 75-61	2/14/01	A *	L, 55-57	<b>Long Beach State 1-0</b>			11/26/96	H	W, 77-66
1/7/84	A #	L, 65-67	3/2/01	N35	L, 62-75	3/16/79	N10 (#15)	W, 62-52	11/30/97	A	L, 53-63
2/4/84	H #	L, 75-76	1/31/02	H *	W, 62-60	<b>Long Island 8-2</b>			11/28/98	H	W, 58-50
1/28/85	H #	L, 74-83	2/6/03	A *	L, 54-62	2/10/76	A	L, 47-55	11/19/99	A	L, 62-78
2/2/85	A #	W, 74-67	1/9/04	H *	W, 73-63	2/15/77	H	L, 56-67	12/2/00	H	L, 52-55
1/14/86	H #	L, 71-77	2/6/05	A *	L, 48-77	12/19/78	H	W, 64-63	11/20/01	A	L, 60-74
2/12/86	A #	W, 66-63	2/24/06	A *	W, 76-68	2/19/80	H	W, 69-45	1/5/03	H	W, 64-52
3/5/86	N12	W, 86-78	1/9/07	A *	L, 65-80	2/5/81	A	W, 64-63	1/20/04	A	W, 58-55
1/15/87	A #	L, 73-76	2/17/07	H *	L, 54-66	2/24/82	H	W, 79-76	11/19/04	H	L, 60-64
2/28/87	H #	W, 100-97	1/19/08	H *	L, 59-68	12/1/90	H/N21	W, 75-57	12/2/05	A	L, 55-69
1/20/88	H #	L, 72-91	2/16/08	A *	L, 67-84	12/8/24	H	W, 62-43	11/29/06	H	W, 63-54

# FORDHAM WOMEN'S BASKETBALL

## SERIES RECORD VS. OPPONENTS

Date	Site (Opp. #)	Result	Date	Site (Opp. #)	Result	Date	Site (Opp. #)	Result	Date	Site (Opp. #)	Result
11/28/12	H	W, 55-48	2/12/06	A *	L, 63-68	11/18/14	H	W, 61-37	<b>Northeastern 1-3</b>		
12/21/13	A	W, 71-46	2/25/07	H *	L, 51-53	<b>Navy 8-5</b>			1/9/82	A	L, 47-71
12/14/14	H	W, 70-41	1/30/08	A *	L, 59-61	2/1/92	H %	W, 73-63	12/11/82	A/N13	L, 62-79
11/18/15	A	W, 60-49	1/10/09	H *	L, 62-71	2/29/92	A %	W, 65-62	11/11/18	A	L, 54-58
12/17/16	H	W, 63-60	2/6/10	A *	L, 50-60	1/30/93	A %	W, 64-56	11/20/19	H	W, 74-58
11/29/17	A	W, 54-48	2/23/11	H *	W, 61-52	2/27/93	H %	L, 61-63	<b>Northern Colorado 1-0</b>		
12/1/18	H	W, 65-61	1/28/12	A *	W, 56-54	3/2/93	N28	W, 55-41	11/24/17	H	W, 48-33
12/5/19	A	W, 51-45	1/16/13	H *	W, 69-57	1/29/94	H %	L, 75-77	<b>Northwestern State 1-0</b>		
12/8/21	H	W, 65-63	1/5/14	A *	W, 75-61	2/26/94	A %	W, 88-68	12/2/01	N39	W, 62-51
12/3/22	A	W, 65-55	1/25/14	H *	W, 80-54	1/25/95	H %	W, 66-47	<b>Notre Dame 0-3</b>		
11/16/23	H	L, 44-58	1/21/15	H *	W, 65-42	2/19/95	A %	L, 52-63	11/27/00	A	L, 44-89
11/20/24	A	L, 58-65	2/6/16	A *	W, 60-55	3/5/95	N28	W, 70-55	11/14/16	A/N57 (#1)	L, 36-67
11/23/25	H	W, 65-62	3/3/16	N35	W, 73-62 (OT)	1/2/08	A	L, 45-55	11/5/19	H (#16/14)	L, 55-60
<b>Manhattanville 5-1</b>			2/11/17	H *	W, 74-43	1/5/09	H	L, 66-70 (OT)	11/18/21	A (RV/RV)	L, 56-71
2/24/71	H	W, 31-23	1/3/18	A *	W, 62-51	12/29/11	H/N46	W, 47-43	<b>Oakland 1-0</b>		
2/10/72	A	L, 36-37	2/24/19	H *	W, 76-64	<b>New Hampshire 1-4</b>			12/29/78	N4	W, 79-42
3/-/73	H	W, 36-21	3/8/19	N35	W, 73-62	12/4/80	H	L, 41-67	<b>Ohio 1-1</b>		
3/8/74	N1	W, 71-50	2/8/20	A *	W, 69-64	1/10/82	A	L, 46-63	11/29/08	N47	W, 55-53
2/28/76	H	W, 69-41	1/10/21	A *	L, 56-61	2/17/83	H	L, 61-73	3/20/21	N53	L, 64-81
2/22/77	H	W, 70-34	3/12/21	N35	L, 70-80	12/29/83	A	L, 60-66	<b>Oklahoma 0-1</b>		
<b>Marist 6-6</b>			2/16/22	A *	L, 57-60	1/5/90	N18	W, 72-71	11/29/02	N40	L, 62-90
12/15/79	H	W, 84-66	3/4/22	N35	L, 63-66	<b>New Jersey City 3-1</b>			<b>Oklahoma State 0-2</b>		
1/19/81	A	L, 54-72	1/18/23	H *	L, 57-66	1/25/72	A	L, 34-52	11/29/80	N11	L, 53-70
11/22/81	N5	L, 71-83	2/8/23	A * (NR/RV)	L, 79-80	1/31/73	H	W, 32-28	1/2/87	N18	L, 67-94
1/13/82	H	W, 80-75	2/10/24	H *	W, 64-50	12/2/75	H	W, 80-48	<b>Ole Miss 0-1</b>		
2/22/93	A	L, 67-77	12/29/24	A *	L, 61-78	12/8/76	H	W, 83-30	12/30/06	N44	L, 43-99
12/11/93	H	W, 56-50	<b>Mass.-Lowell 1-0</b>			<b>N.J.I.T. 1-1</b>			<b>Oral Roberts 0-1</b>		
12/13/94	A	W, 59-47	2/25/23	W, 76-49	<b>Nevada-Las Vegas 1-0</b>			-	N4	L, 59-72	
12/30/95	H	W, 77-54	<b>McNeese State 0-1</b>			<b>New York Tech 4-1</b>			<b>Oregon State 1-0</b>		
12/7/99	A	L, 55-58	1/3/87	N18	L, 58-90	12/12/79	H	W, 85-37	12/17/97	H	W, 46-32
12/12/00	H	W, 65-64	<b>Memphis 0-2</b>			<b>Nevada-Las Vegas 1-0</b>			<b>Pacific 1-1</b>		
11/26/06	A	L, 38-88	12/28/79	N4	L, 63-79	11/30/13	A/N54	W, 72-63	11/23/12	A	L, 42-60
11/14/07	H	L, 55-75	11/26/10	N50	L, 66-67	<b>New York University 1-0</b>			11/17/13	H	W, 84-63
<b>Marquette 0-1</b>			<b>Mercy 3-3</b>			<b>Niagara 3-1</b>			<b>Penn State 0-7</b>		
12/1/12	A	L, 48-51	2/9/71	A	L, 36-38	12/12/79	H	W, 85-37	3/16/94	A/N33	L, 41-94
<b>Maryland 0-1</b>			3/7/72	N1	L, 32-38	1/27/81	A	L, 51-56	11/10/13	A	L, 61-78
11/13/22	A (#17/18)	L, 76-83	2/28/77	H	L, 59-65	2/10/82	H	W, 88-72	11/15/15	A	L, 59-75
<b>Maryland-BC 3-1</b>			-	A	W, 66-64	1/25/83	A	W, 76-67	3/19/17	A/N53	L, 51-70
11/29/94	H	W, 64-42	3/11/78	N3	W, 91-64	11/29/83	H	W, 84-63	12/6/17	A	L, 60-65
12/3/95	A/N34	W, 66-57	12/5/78	H	W, 88-51	<b>New York University 1-0</b>			11/14/18	H	L, 55-72
12/29/09	N/N46	L, 56-62	<b>Miami (Fla.) 0-3</b>			12/10/70	A	W, 37-22	11/13/19	A	L, 59-72
11/10/17	H	W, 55-46	1/8/85	A	L, 73-92	<b>Niagara 3-1</b>			<b>Pennsylvania 3-0</b>		
<b>Marymount 5-0</b>			11/23/07	A/N45	L, 40-57	2/3/90	A #	L, 75-83	12/10/82	N13	W, 72-68
2/15/72	H	W	11/12/23	A	L, 39-78	12/2/95	N34	W, 96-69	12/1/84	A	W, 85-67
2/7/73	H	W, 40-26	<b>Michigan 1-1</b>			12/22/16	H	W, 92-69	1/3/86	N18	W, 83-75
2/19/74	H	W, 45-27	12/27/79	N4	W, 73-63	11/26/25	A	W, 70-47	<b>Pepperdine 0-1</b>		
2/18/75	H	W	12/13/05	A	L, 55-98	<b>Norfolk State 1-0</b>			3/21/78	N8	L, 63-65
2/18/76	H	W	<b>Michigan State 1-0</b>			12/28/08	H/N46	W, 71-44	<b>Pittsburgh 1-3</b>		
<b>Massachusetts 23-28</b>			11/21/21	H (RV/RV)	W, 71-68	<b>North Carolina 0-3</b>			12/31/03	A	L, 48-62
2/29/80	N3	W, 81-63	<b>Middle Tennessee State 1-0</b>			12/9/89	A/N26	L, 61-85	12/30/04	H	L, 51-58
1/12/81	A	L, 64-76	12/30/18	H/N46	W, 61-49	11/25/90	N19	L, 69-78	12/3/17	H	W, 58-55
1/18/82	H	L, 82-83 (2OT)	<b>Monmouth 4-7</b>			11/21/98	A	L, 50-82	12/5/18	A	L, 62-65
1/17/83	A	W, 77-76	1/-/78	H	W, 58-54	<b>North Carolina-Asheville 2-0</b>			<b>Post 1-0</b>		
1/23/84	H	W, 78-76 (OT)	1/20/79	A	L, 70-71	1/4/90	N18	W, 98-74	12/28/22	H	W, 85-54
2/3/96	A *	L, 50-72	1/22/81	H	L, 56-74	12/30/16	H/N46	W, 55-42	<b>Princeton 5-8</b>		
2/18/96	H *	L, 34-62	2/23/82	A	L, 62-80	<b>North Carolina-Greensboro 1-2</b>			12/6/79	H	W, 68-54
1/9/97	H *	L, 46-51	12/1/91	H	W, 78-59	12/13/08	A	L, 39-50	12/9/81	H	L, 50-66
2/16/97	A *	L, 45-58	12/2/92	A	W, 75-70	12/22/09	H	L, 63-69	2/1/83	A	L, 48-65
1/18/98	H *	W, 62-58	11/28/93	N25	W, 68-39	12/29/13	H/N46	W, 79-48	12/2/83	N14	L, 52-53
2/12/98	A *	L, 47-54	11/19/97	A	L, 71-76	<b>North Carolina-Wilmington 0-1</b>			1/30/84	H	W, 77-64
1/31/99	A *	L, 51-83	11/14/98	H	L, 71-94	11/28/08	N47	L, 48-53	1/30/85	A	W, 49-43
2/21/99	H *	L, 51-76	11/24/07	N45	L, 59-65	<b>North Carolina State 0-1</b>			11/14/08	H	L, 57-69
1/20/00	H *	L, 54-61	12/11/10	H	L, 44-55	12/12/04	A	L, 44-59	1/2/10	A	L, 61-75
1/24/00	A *	L, 42-66	<b>Morgan State 3-1</b>			<b>North Dakota State 0-1</b>			<b>North Texas 0-1</b>		
1/28/01	A *	L, 54-71	11/24/02	H	W, 89-35	11/27/10	N50	L, 52-65	<b>Northwestern State 1-0</b>		
2/8/01	H *	W, 60-52	12/22/05	H	W, 71-65	<b>Norfolk State 1-0</b>			<b>Notre Dame 0-3</b>		
1/26/02	A *	L, 44-68	1/5/07	A	L, 52-60	<b>North Carolina 0-3</b>			<b>Oakland 1-0</b>		
2/7/02	H *	W, 71-55	12/16/12	H	W, 72-56	<b>North Carolina-Asheville 2-0</b>			<b>Ohio 1-1</b>		
1/12/03	H *	W, 60-52	<b>Mount St. Mary's 1-1</b>			<b>North Carolina-Greensboro 1-2</b>			<b>Ole Miss 0-1</b>		
2/27/03	A *	L, 51-64	12/29/07	H/N46	L, 43-56	<b>North Carolina-Wilmington 0-1</b>			<b>Oral Roberts 0-1</b>		
2/1/04	A *	W, 61-45	<b>Middle Tennessee State 1-0</b>			<b>North Carolina State 0-1</b>			<b>Oregon State 1-0</b>		
2/13/04	H *	L, 64-66	11/24/02	H	W, 89-35	<b>Niagara 3-1</b>			<b>Penn State 0-7</b>		
1/16/05	A *	L, 54-65	12/22/05	H	W, 71-65	<b>Norfolk State 1-0</b>			<b>Pennsylvania 3-0</b>		
1/30/05	H *	W, 54-44	1/5/07	A	L, 52-60	<b>North Carolina 0-3</b>			<b>Pepperdine 0-1</b>		

# FORDHAM WOMEN'S BASKETBALL

## SERIES RECORD VS. OPPONENTS

Date	Site (Opp. #)	Result	Date	Site (Opp. #)	Result	Date	Site (Opp. #)	Result	Date	Site (Opp. #)	Result
12/30/14	H/N46	L, 53-67	2/27/18	H/N35	W, 75-53	2/16/03	A *	W, 57-53	11/15/24	H	W, 64-56
12/14/15	A (RV/RV)	L, 44-55	1/24/19	A *	W, 56-38	2/22/03	H *	L, 43-58	11/10/25	H	W, 70-56
12/10/16	H	W, 57-55	2/5/20	H *	W, 60-50	2/8/04	H *	L, 40-63	<b>Saint Louis 13-15</b>		
12/5/21	H	W, 76-67	1/8/21	A *	W, 64-58	2/29/04	A *	L, 42-54	2/26/06	H *	W, 70-58
11/16/22	A (RV/RV)	L, 76-70	2/7/21	H *	W, 56-53	2/4/05	A *	W, 47-43	2/11/07	A *	L, 70-90
<b>Providence 5-8</b>			2/13/22	A * (NR/RV)	L, 43-58	1/15/06	H *	L, 40-45	1/12/08	H *	L, 78-84 (2OT)
-	N4	W, 59-49	2/22/23	H *	W, 74-73 (OT)	2/2/06	A *	L, 57-70 (OT)	1/12/09	A *	L, 48-64
3/4/79	N3	W, 57-56	1/17/24	A *	L, 44-55	3/3/06	N35	L, 43-54	2/16/10	H *	L, 60-71
1/19/80	H	W, 48-41	1/29/25	H *	L, 35-53	1/18/07	H *	L, 43-72	1/25/11	A *	L, 54-64
12/6/80	A	L, 36-78	1/31/26	H *	L, 47-61	1/16/08	A *	L, 47-72	2/26/12	H *	W, 64-61 (OT)
12/5/81	H	L, 57-58	2/21/26	A *	L, 39-69	2/18/09	H *	L, 52-68	2/17/13	A *	W, 61-56
12/7/91	A/N29	L, 86-94	<b>Richmond 11-17</b>			1/9/10	A *	L, 57-62	3/9/13	N35	W, 65-48
12/5/93	H	L, 74-88	11/25/88	N24	L, 55-61	3/5/10	N35	L, 62-76	2/2/14	H *	W, 74-52
11/26/94	A	L, 63-96	1/2/02	H *	W, 75-53	2/9/11	H *	L, 47-54	2/5/14	A *	W, 56-45
11/21/04	A	W, 56-46	1/9/03	A *	L, 66-84	1/18/12	A *	L, 46-57 (OT)	1/24/15	A *	L, 50-54
12/4/05	H	W, 64-60	1/9/03	H *	L, 39-66	3/2/12	N35	L, 52-63	2/21/16	H *	L, 49-51
12/10/06	A	L, 52-53	1/14/05	A *	L, 38-63	2/24/13	H *	W, 70-63 (OT)	1/28/17	A *	L, 58-82
11/28/07	H	L, 45-63	1/22/06	A *	L, 40-66	3/16/13	N52	L, 46-47	3/3/17	N35	L, 58-68
12/31/09	A	L, 57-62	1/28/07	H *	L, 68-78	3/2/14	A *	W, 58-53	1/6/18	H *	W, 66-63
<b>Puerto Rico-Mayaguez 1-0</b>			2/2/08	A *	L, 64-80	1/15/15	A *	W, 57-47	1/31/18	A *	L, 85-91 (2OT)
12/22/04	N43	W, 72-31	2/24/09	H *	L, 44-62	2/8/15	A *	W, 48-47	1/13/19	A *	W, 56-53
<b>Purdue 1-0</b>			2/3/10	A *	L, 48-61	1/17/16	H *	W, 47-40	2/6/19	H *	W, 54-51
12/28/78	N4	W, 87-59	2/2/11	H *	L, 42-55	2/10/16	A *	L, 51-61	1/23/20	H *	W, 66-54
<b>Queens College 6-5</b>			2/19/12	A *	L, 50-63	1/18/17	A *	L, 44-47	2/19/20	A *	L, 49-59
2/18/79	N5	L, 82-91	1/20/13	H *	W, 47-40	2/9/17	H *	W, 44-39	1/17/21	A *	W, 72-63
3/9/79	N3	W, 78-63	1/11/14	H *	W, 70-59	2/24/18	H *	L, 50-52	1/28/23	A *	L, 84-87
12/9/79	N5	L, 74-76	2/11/14	A *	L, 77-78 (2OT)	3/2/18	N35	L, 49-52	2/21/24	H *	W, 79-64
2/5/80	A	L, 65-76	1/4/15	H *	W, 65-64 (OT)	3/2/19	A *	W, 51-41	2/1/25	A *	L, 53-59
3/-/80	N3	W, 75-64	3/6/15	N35	W, 46-45	2/29/20	H *	W, 67-45	1/21/26	H *	L, 57-67 (OT)
2/11/81	H	L, 55-76	2/17/16	A *	L, 48-52	3/3/20	H/N35	W, 59-36	2/11/26	A *	W, 42-39
11/21/81	N5	L, 72-82	1/11/17	H *	W, 67-41	2/12/21	H *	W, 51-36	3/4/26	N35	L, 60-68
1/28/82	A	W, 60-59	1/21/18	A *	W, 43-38	1/26/22	H *	W, 55-35	<b>Samford 1-0</b>		
1/27/83	H	W, 84-47	1/9/19	H *	W, 60-48	1/22/23	A *	W, 71-65	12/29/19	H/N46	W, 68-37
2/14/85	A	W, 74-64	1/9/19	H *	W, 60-48	12/30/23	H *	L, 49-76	<b>San Diego 2-2</b>		
2/18/86	H	W, 94-65	2/16/20	A *	W, 64-47	2/28/24	A *	W, 62-57	12/30/87	A	L, 57-75
<b>Quinnipiac 1-1</b>			2/23/22	A *	L, 69-79	1/15/25	A *	L, 65-72	12/29/96	A	W, 55-46
12/5/20	A	L, 58-62	1/25/23	H *	W, 68-59	1/3/26	H *	L, 49-78	11/23/01	N38	L, 63-73
11/9/21	H	W, 79-71 (OT)	3/3/23	N35	L, 65-70	<b>Saint Peter's 15-29</b>			12/3/11	H	W, 44-42
<b>Rhode Island 23-24</b>			2/3/24	A *	L, 60-79	12/28/70	H	L, 29-37	<b>San Francisco 2-2</b>		
2/20/81	H	L, 39-72	1/2/25	H *	W, 80-78	12/13/71	A	L, 42-55	1/2/91	A	L, 63-87
2/20/82	A	L, 68-79	1/7/26	A *	L, 65-84	12/10/73	H	W, 32-16	1/2/95	A	L, 51-76
1/24/96	H *	L, 63-64	<b>Rider 3-0</b>			12/3/74	A	W, 41-38	11/21/12	A	W, 55-48
2/5/96	A *	L, 51-92	12/29/84	N16	W, 60-51	12/10/75	H	W, 50-46	11/8/13	H	W, 80-66
1/11/97	H *	L, 54-63	12/5/09	H	W, 65-56	12/11/76	A	W, 68-47	<b>San Jose State 1-0</b>		
2/13/97	A *	W, 73-66	12/8/10	A	W, 67-55	-	-	W, 63-52	11/28/09	N48	W, 71-64
1/15/98	H *	L, 54-70	<b>Rockland CC 1-0</b>			1/13/79	H	W, 72-63	12/29/96	A	L, 49-87
2/14/98	A *	L, 65-67	-	H	W, 34-33	12/21/79	A	L, 71-82	<b>Santa Clara 0-1</b>		
1/9/99	H *	W, 79-58	<b>Rutgers 0-5</b>			1/31/81	H	L, 60-76	1/4/91	A	L, 49-87
2/19/99	A *	W, 73-55	12/29/76	H	L, 72-81	1/30/82	A #	L, 68-98	<b>Savannah State 1-0</b>		
1/9/00	H *	W, 75-61	11/29/78	A	L, 61-68	1/13/83	A #	L, 60-101	12/29/14	H/N46	W, 63-53
1/23/00	A *	L, 56-59	12/8/79	H	L, 55-61	2/9/83	A #	L, 45-56	<b>Seton Hall 5-10</b>		
1/26/01	A *	L, 51-55	11/28/90	A	L, 69-77	1/19/84	A #	L, 60-91	1/19/77	H	W, 56-52
2/18/01	H *	L, 50-52	12/8/11	A (#11)	L, 48-68	2/15/84	H #	L, 66-91	2/10/78	A	W, 67-47
2/10/02	H *	L, 58-73	<b>Saint Francis 1-0</b>			1/15/85	H #	L, 46-53	2/6/79	H	W, 61-47
2/24/02	A *	L, 56-61	12/21/25	H	W, 86-61	2/12/85	A #	L, 64-71	2/12/80	A	L, 62-63
2/9/03	A *	W, 67-41	<b>Saint Joseph's 16-41</b>			1/11/86	A #	L, 41-76	2/16/81	H	L, 58-73
2/19/03	H *	W, 70-68	3/3/72	A	L, 32-48	2/8/86	H #	L, 48-59	12/1/81	A	L, 48-72
1/11/04	H *	W, 81-69	1/5/80	A	L, 55-62	1/17/87	H #	L, 63-70	11/27/87	A/N20	L, 49-63
2/16/04	A *	L, 48-50	12/9/90	N27	L, 62-68	2/14/87	A #	L, 57-75	12/12/92	A	L, 77-88
1/27/05	A *	W, 56-53	12/30/91	N30	L, 54-82	3/5/87	N12	W, 72-65	12/6/03	N42	W, 74-63
2/24/05	H *	W, 67-65	12/29/92	A/N31	L, 51-96	1/16/88	A #	L, 44-55	12/5/14	H	L, 43-56
2/5/06	H *	L, 54-59	2/22/96	A *	L, 50-61	2/13/88	H #	L, 82-85	12/9/15	A (RV/RV)	L, 54-66
2/19/06	A *	L, 65-79	2/27/96	H *	W, 74-65	1/21/89	H #	L, 49-79	11/13/21	A (NR/RV)	W, 82-63
2/2/07	A *	L, 64-70	1/16/97	A *	L, 67-70	2/18/89	A #	L, 69-86	12/17/22	H	L, 72-78
2/6/08	H *	L, 55-57	2/22/97	H *	L, 32-57	11/29/89	H	W, 72-59	11/12/24	A	L, 44-67
1/20/09	A *	L, 46-49	2/27/97	A/N35	L, 43-65	1/10/90	A #	L, 63-79	11/20/25	A	L, 83-90 (2OT)
1/23/10	H *	W, 53-47	1/2/98	A *	L, 40-64	12/21/91	H	L, 74-82 (OT)	<b>Shorter 0-1</b>		
2/16/11	A *	W, 64-43	2/3/98	H *	L, 35-56	12/19/92	A	L, 68-81	3/22/78	N8	L, 78-92
1/14/12	H *	W, 69-49	1/28/99	A *	L, 37-66	12/18/93	H	W, 71-52	<b>Siena 1-8</b>		
2/21/13	A *	W, 51-42	2/14/99	H *	L, 61-74	12/17/94	H	L, 47-66	1/29/86	A	L, 67-76
1/29/14	H *	W, 64-51	1/15/00	A *	L, 29-77	12/16/95	H	L, 51-60	1/4/87	N18	L, 80-81
2/15/15	A *	L, 56-71	2/17/00	H *	L, 46-71	12/21/96	H	L, 61-83	1/27/87	H	L, 72-76
1/30/16	H *	W, 50-42	2/24/01	A *	L, 55-89	12/20/97	H	L, 59-60			
1/1/17	A *	W, 74-69	1/16/02	H *	L, 50-75	12/19/98	A	L, 66-70			
2/4/18	H *	W, 76-64	2/3/02	A *	L, 54-59	12/18/99	H	L, 56-67			
			3/2/02	N35	L, 48-70	12/21/00	A	L, 67-70			
						12/2/09	A	W, 61-59			
						12/4/10	H	W, 77-55			
						11/10/22	H	W, 81-39			
						11/28/23	H	W, 80-46			

# FORDHAM WOMEN'S BASKETBALL

## SERIES RECORD VS. OPPONENTS

Date	Site (Opp. #)	Result	Date	Site (Opp. #)	Result	Date	Site (Opp. #)	Result	Date	Site (Opp. #)	Result
1/26/88	A	L, 67-89	1/25/25	H *	W, 51-49	11/25/20	A	W, 62-58	-	H	W, 85-40
1/31/89	H	L, 74-80	1/18/26	H *	W, 66-53	12/2/21	H	W, 71-59	-	H	W, 81-43
2/17/90	A #	L, 58-73	2/28/26	A *	L, 69-77	12/1/24	A	W, 64-55	<b>U.S. International 0-1</b>		
12/30/10	H/N46	L, 47-49	<b>St. Elizabeth's 1-1</b>			11/12/25	H	W, 58-52	1/2/88	A	L, 68-73
12/7/23	A	L, 62-65	3/7/71	N1	L, 33-61	<b>Syracuse 2-3</b>			<b>Vanderbilt 0-2</b>		
11/23/24	H	W, 90-51	3/9/74	N1	W, 46-37	2/24/78	N6	W, 73-57	11/27/99	A/N37	L, 44-91
<b>South Carolina 0-1</b>			<b>St. Francis Brooklyn 14-0</b>			2/-/80	N6	W, 73-72	12/30/15	H/N46	L, 40-53
12/3/06	A	L, 38-77	1/15/77	H	W, 84-54	11/16/14	A (#24/25)	L, 42-59	<b>Villanova 0-5</b>		
<b>South Dakota 1-0</b>			2/15/78	A	W, 67-56	11/28/15	N56 (#23/RV)	L, 54-76	3/4/72	A	L, 31-54
11/26/22	N61	W, 78-65	3/3/78	N7	W, 71-59	3/23/19	A/N33	L, 49-70	2/15/75	H	L, 51-84
<b>South Florida 0-1</b>			12/22/78	H	W, 74-44	<b>Temple 6-24</b>			1/4/80	A	L, 67-72
1/2/92	A	L, 51-67	2/4/79	H	W, 63-54	1/27/96	H *	L, 54-61	12/29/93	A/N25	L, 48-60
<b>Southern 2-0</b>			1/31/80	A	W, 72-50	2/24/96	A *	L, 61-72	11/17/19	H	L, 66-73
12/10/12	H	W, 56-44	1/24/81	H	W, 66-62	1/18/97	A *	W, 59-54	<b>Virginia 0-3</b>		
12/14/19	H	W, 65-52	12/1/82	A	W, 77-42	2/20/97	H *	L, 54-61	12/28/88	N25	L, 86-98
<b>Southern California 1-0</b>			12/6/83	H	W, 95-65	1/4/98	A *	L, 55-58	12/29/94	A	L, 55-105
-	N4	W, 70-55	12/5/92	H	W, 100-45	1/27/98	H *	W, 65-52	12/21/23	A	L, 56-82
<b>Southern Connecticut 2-1</b>			11/25/95	A	W, 57-44	1/27/98	H *	W, 65-52	<b>VCU 7-8</b>		
3/10/79	N3	W, 68-61	12/19/96	H	W, 68-48	2/12/99	H *	W, 54-48	2/2/13	H *	W, 71-41
2/3/81	H	W, 75-61 (OT)	12/9/99	A	W, 74-48	2/20/00	H *	L, 57-62	1/15/14	A *	W, 76-73
12/12/81	A/N9	L, 65-77	11/30/00	H	W, 88-56	1/14/01	A *	L, 62-77	1/18/15	H *	W, 60-51
<b>Southern Methodist 0-1</b>			<b>St. Joseph's College 2-0</b>			2/16/01	H *	L, 50-52	1/27/16	A *	L, 51-61
12/31/93	A	L, 59-83	12/13/74	A	W, 65-52	1/24/02	A *	L, 41-59	1/21/17	H *	L, 58-61
<b>Springfield 1-0</b>			11/21/75	H	W, 64-42	2/22/02	H *	L, 59-73	1/14/18	A *	W, 64-54
3/10/78	N3	W, 64-56	<b>St. John's 7-22</b>			1/23/03	A *	L, 56-63	1/16/19	H *	L, 44-47
<b>St. Bonaventure 26-23</b>			11/28/73	H	L, 33-47	3/2/03	H *	L, 49-58	3/10/19	N52	W, 62-47
1/6/96	A *	W, 86-65	2/4/75	H	L, 37-56	1/6/04	A *	L, 43-61	1/29/20	A *	L, 52-62
2/10/96	H *	L, 47-68	2/20/76	A	L, 50-56	2/22/04	H *	L, 56-67	3/7/20	N35	L, 55-60
1/4/97	A *	L, 82-94 (OT)	2/12/77	H	L, 58-67	1/9/05	H *	L, 51-67	1/15/22	A *	W, 54-48
1/20/97	H *	W, 68-64	3/4/77	A/N2	L, 47-66	1/20/05	A *	L, 43-69	1/4/23	H *	W, 60-59
1/13/98	H *	L, 56-68	1/-/78	A	L, 54-66	1/13/06	A * (#19/20)	L, 47-61	1/10/24	A *	L, 54-57
1/31/98	A *	L, 64-74	2/8/78	N5	L, 47-54	1/14/07	H *	L, 34-62	2/16/25	H *	L, 57-76
12/5/98	A *	W, 78-63	2/10/79	H	W, 65-57	2/23/08	A *	L, 46-65	1/28/26	A *	L, 58-69
2/6/99	H *	W, 72-60	2/9/80	A	L, 71-73	2/4/09	H *	L, 43-59	<b>Virginia Tech 0-9</b>		
12/4/99	H *	L, 51-63	2/-/80	N6	W, 73-60	1/13/10	A *	L, 34-67	1/3/96	H *	L, 59-75
1/6/00	A *	L, 66-72	1/14/81	H	L, 57-85	1/15/11	H *	L, 28-71	3/1/96	A/N35	L, 78-90
1/21/01	H *	L, 62-66	12/19/81	A	L, 61-89	2/4/12	A *	L, 51-69	2/3/97	A *	L, 61-63
2/1/01	A *	L, 57-67	12/15/82	H	L, 55-82	3/3/13	A *	W, 58-44	2/21/98	H *	L, 44-59
1/18/02	H *	L, 48-51	12/27/83	A/N15	L, 73-103	3/10/13	N35	W, 66-55	2/24/98	A/N35	L, 40-79
2/14/02	A *	L, 60-62	12/21/85	A	L, 45-63	12/7/14	A	W, 71-64	1/2/99	A *	L, 61-78
12/31/02	H *	L, 63-80	2/16/87	H	L, 48-68	12/12/15	H	L, 44-57	2/6/00	H *	L, 52-75
2/13/03	H *	W, 57-50	2/18/88	A	L, 57-72	<b>Tennessee 0-1</b>			1/6/05	A * (#25/25)	L, 67-80
1/30/04	H *	W, 50-47	11/29/88	H	W, 88-82	3/17/79	N10 (#5)	L, 54-76	3/22/18	A/N53	L, 50-81
2/26/04	A *	L, 59-72	2/12/90	A	L, 70-81	<b>Texas 0-3</b>			<b>Wagner 12-7</b>		
2/10/05	H *	W, 74-73	12/15/90	H	L, 70-89	12/30/98	A	L, 52-80	2/17/71	A	L, 26-39
2/20/05	A *	L, 52-55	11/24/01	A/N38	W, 62-41	12/16/99	H	L, 57-83	2/23/72	H	L, 35-38
1/3/06	H *	W, 56-40	12/7/02	N41	W, 53-49	11/25/18	N58 (#10)	L, 54-72	2/21/74	H	L, 33-52
1/20/06	A *	W, 65-51	12/4/04	H	L, 42-64	<b>Texas A&amp;M-Corpus Christi 1-0</b>			2/20/75	H	L, 43-57
1/26/07	H *	L, 51-64	3/22/15	A/N53	L, 63-77	12/29/15	H/N46	W, 67-49	2/5/76	H	W, 69-62
1/23/08	A *	L, 49-59	12/13/16	H	L, 44-59	<b>Texas Christian 0-1</b>			12/29/76	A	W, 76-53
2/14/09	H *	L, 48-56	12/12/17	A	W, 67-64 (2OT)	11/26/11	N51	L, 47-48	2/25/77	A	W, 59-42
1/27/10	A *	L, 36-60	<b>St. Mary's 0-2</b>			<b>Texas-San Antonio 1-0</b>			1/28/78	H	W, 63-59
2/19/11	H *	L, 52-62	1/5/91	A	L, 79-96	12/28/98	A	W, 49-48	12/16/78	H	W, 66-54
3/4/11	N35	L, 41-48	12/30/97	N24	L, 54-64	<b>Texas State 0-1</b>			12/4/79	A	W, 97-47
2/22/12	A * (#21)	L, 45-52	<b>Stanford 0-1</b>			1/5/85	N17	L, 79-82	12/20/80	H	W, 67-58
2/27/13	H *	W, 62-50	1/5/02	H (#5/6)	L, 55-81	<b>Texas Tech 0-2</b>			12/23/81	A	L, 62-70
2/1/14	A *	L, 67-74	11/23/03	A (#6/7)	L, 53-79	11/27/15	N56	L, 48-62	2/24/83	H	W, 85-68
3/8/14	N35	W, 73-32	<b>Stetson 1-1</b>			11/25/16	N45	L, 50-59	12/17/88	A	W, 75-52
1/11/15	A *	W, 72-62	1/7/87	A	L, 63-78	<b>Toledo 0-1</b>			12/16/89	H	W, 68-57
2/5/15	H *	W, 54-51	1/4/92	A	W, 89-71	12/21/04	N43	L, 46-53	11/17/98	A	L, 64-75
1/7/16	A *	L, 41-55	<b>Stony Brook 10-3</b>			<b>Towson 1-0</b>			12/20/99	H	L, 58-61
2/24/16	H *	W, 77-68	3/1/71	A	W, 28-26	3/18/77	N3	W, 54-49	11/9/18	H	W, 80-59
1/15/17	A *	W, 60-44	1/31/72	H	L, 32-40	<b>Troy 0-1</b>			11/20/22	H	W, 95-48
2/4/17	H *	W, 57-45	2/7/73	A	L	12/30/07	H/N46	L, 70-78	<b>Wake Forest 0-1</b>		
1/25/18	H *	W, 72-48	2/18/77	A	W, 51-39	<b>Tulane 0-1</b>			1/2/86	N18	L, 67-87
2/16/19	A *	W, 53-44	12/10/02	A	W, 62-40	<b>Upsala 2-0</b>			<b>Washington 1-1</b>		
1/4/20	H *	W, 79-53	12/13/03	H	W, 54-47	<b>U.S. International 0-1</b>			11/24/18	N58	W, 65-57
1/22/21	H *	W, 68-49	11/13/10	N49	W, 81-73	<b>U.S. International 0-1</b>			11/25/22	N61	L, 62-71
1/29/22	H *	W, 62-54	12/11/11	A	W, 41-37	<b>U.S. International 0-1</b>			<b>West Virginia 0-1</b>		
2/1/23	A *	W, 85-51	12/8/12	H	L, 46-58	<b>U.S. International 0-1</b>			11/26/05	A	L, 39-83
1/3/24	H *	W, 65-57									
2/18/24	A *	W, 70-48									

# FORDHAM WOMEN'S BASKETBALL

## SERIES RECORD VS. OPPONENTS

### Date Site (Opp. #) Result

#### Western Conn. State 3-1

12/8/71	H	L, 27-29
2/11/74	H	W, 35-29
3/6/75	A	W, 55-53
2/12/76	H	W, 72-41

#### Western Kentucky 0-1

2/26/88	N23	L, 64-90
---------	-----	----------

#### Winthrop 2-0

11/26/88	N24	W, 79-65
12/17/11	H	W, 76-53

#### Wofford 1-0

12/6/08	H	W, 55-53
---------	---	----------

#### Worcester Poly 1-0

3/4/78	N7	W, 67-63
--------	----	----------

#### Xavier 3-20

12/28/83	N15	W, 79-76
1/4/89	A	L, 70-76
2/14/96	H *	L, 75-89
1/25/97	A *	W, 60-55
1/24/98	A *	L, 59-86
1/17/99	H *	L, 75-83
2/13/00	A *	L, 50-83
1/4/01	A *	L, 66-84
2/11/01	H *	L, 73-92
1/11/02	A *	L, 63-68
2/2/03	H *	L, 56-69
1/17/04	A *	L, 69-81
3/5/04	N35	L, 57-63 (2OT)
2/18/05	H *	L, 57-59
2/10/06	H *	L, 70-78
2/22/07	A *	L, 48-64
2/20/08	H *	L, 42-65
2/28/09	A *	L, 47-75
2/28/10	H * (#5/5)	L, 59-74
2/12/11	A * (#7/6)	L, 55-77
2/11/12	H *	L, 57-68 (OT)
1/23/13	A *	W, 48-41
12/22/24	N62	L, 62-71

#### Yale 13-6

2/3/73	A	W, 46-28
1/25/78	A	L, 51-66
1/-/79	H	W, 69-58
12/7/81	A	L, 70-75
11/28/82	H	W, 76-74
11/27/83	A	W, 74-68
12/10/84	H	L, 55-58
12/9/85	A	L, 66-73
12/9/86	A	L, 74-92
12/8/87	H	W, 65-59
12/6/88	H	W, 67-61
12/5/90	A	W, 68-59
1/10/06	A	W, 59-53
12/7/06	H	W, 72-63
12/29/10	H/N46	W, 62-44
12/4/12	A	L, 53-67
11/22/13	H	W, 80-52
11/7/22	H (NR/RV)	W, 80-67
12/4/24	A	W, 71-54


#### York 3-0

1/-/75	H	W, 55-41
1/27/76	A	W, 57-40
12/15/76	H	W


### Neutral Site Keys

- \* - Atlantic 10 contest
- # - MAAC contest
- % - Patriot League contest

- N1 – Dominican College Invite
- N2 – AIAW Eastern State Tourn.
- N3 – AIAW Eastern Regionals
- N4 – Queens College Holiday Tourn.
- N5 – Manufacturers Hanover Tourn.
- N6 – AIAW New York State Tourn.
- N7 – AIAW Eastern Satellite Tourn.
- N8 – AIAW Small College National's
- N9 – So. Connecticut Tournament
- N10 – AIAW Eastern Sectional
- N11 – Thanksgiving Classic
- N12 – MAAC Tournament**
- N13 – Dial Classic
- N14 – Bucknell Tournament
- N15 – Queens Tournament
- N16 – Wagner Tournament
- N17 – Women's Court Classic
- N18 – Central Florida Tournament
- N19 – Harvard Invitational
- N20 – Seton Hall Mayfair Classic
- N21 – Lady Rams Classic
- N22 – at Loyola Marymount
- N23 – Northern Lights Invitational
- N24 – Georgia Tech Tournament
- N25 – Wildcat Christmas Classic
- N26 – Carolina Classic
- N27 – Connecticut Classic
- N28 – Patriot League Tournament**
- N29 – Clearly Canadian Classic
- N30 – Super Shootout
- N31 – Texaco-Hawk Classic
- N32 – Patriot League Championship**
- N33 – NCAA Tournament game**
- N34 – UMBC Tournament
- N35 – Atlantic 10 Tournament**
- N36 – Fairfield Classic
- N37 – Vanderbilt Tournament
- N38 – St. John's Thanksgiving Classic
- N39 – Arizona State Holiday Classic
- N40 – Wahine Classic
- N41 – at Seton Hall
- N42 – at St. John's
- N43 – San Juan Shootout
- N44 – Tulane Doubletree Classic
- N45 – Miami Thanksgiving Tourn.
- N46 – Fordham Holiday Classic**
- N47 – Cancun T'giving Shootout
- N48 – FAU Thanksgiving Tournament
- N49 – Elon Classic
- N50 – Kansas Classic
- N51 – UCF Thanksgiving Classic
- N52 – Atlantic 10 Championship**
- N53 – WNIT contest**
- N54 – Lady Rebel Classic
- N55 – UTSA Thanksgiving Classic
- N56 – South Point T'giving Shootout
- N57 – Preseason WNIT
- N58 – Gulf Coast Showcase
- N59 – Bahamas Hoopfest
- N60 – Cancun Challenge
- N61 – Las Vegas Holiday Classic
- N62 – Raising the Bar Classic



Sharon Nast



Marah Strickland

# FORDHAM WOMEN'S BASKETBALL



The Fordham Women's Basketball program officially got underway during the 1970-71 season under Coach Judith Hoyer.

## 1970-71 (4-8)

Coach: Judith Hoyer

Dec. 10	at NYU	W, 37-22
Dec. 17	at Dominican	L, 51-31
Dec. 28	St. Peter's	L, 37-29
Feb. 6	at Boston College	L, 35-19
Feb. 9	at Mercy	L, 38-36
Feb. 17	at Wagner	L, 39-26
Feb. 24	Manhattanville	W, 31-23
Mar. 1	at Stony Brook	W, 28-26
Mar. 4	Georgetown	L, 31-19
Mar. 7	vs. St. Elizabeth's #	L, 61-33

# - Dominican College Invite

## 1971-72 (4-13)

Coach: Judith Hoyer

Nov. 29	Dominican	W, 32-31
Dec. 3	at St. John's	L, 47-33
Dec. 8	West. Conn. St.	L, 29-27
Dec. 13	at St. Peter's	L, 55-42
Jan. 6	at Hofstra	L, 38-33
Jan. 25	at Jersey City State	L, 52-34
Jan. 31	Stony Brook	L, 40-32
Feb. 5	Boston College	L, 34-33
Feb. 10	at Manhattanville	L, 37-36
Feb. 15	Marymount	W, 42-38
Feb. 19	at Catholic	W, 42-38
Feb. 23	Wagner	W, 42-38
Feb. 26	Georgetown	W, 42-38
Mar. 3	at Saint Joseph's	L, 48-32
Mar. 4	at Villanova	L, 54-31
Mar. 7	vs. Mercy #	L, 38-32

# - Dominican College Invite

## 1972-73 (11-7)

Coach: Judith Hoyer

Nov. 30	St. John's	L, 38-32
Dec. 6	Hofstra	W, 35-29
-	-	L, 35-34
-	St. Peter's	W, 35-34
-	Rockland	W, 34-33
Jan. 31	Jersey City State	W, 32-28
Feb. 3	at Yale	W, 46-28
Feb. 4	at Boston College	W, 41-30
Feb. 7	at Stony Brook	L, 35-34
-	-	L, 35-34
-	-	L, 35-34
-	Marymount	W, 40-26
-	Iona	W, 25-18
Mar.	Manhattanville	W, 36-21
Mar. 11	vs. Luther #	W, 42-22
Mar.	at Dominican #	W, 35-32
Mar.	vs. Caldwell #	L, 65-27

# - Dominican College Invite

## 1973-74 (7-7)

Coach: Belinda Venancio

Nov. 28	St. John's	L, 56-37
Dec. 6	Dominican	W, 37-24
Dec. 10	St. Peter's	W, 32-16
Dec. 13	at Hofstra	L, 35-31
Feb. 2	Boston College	L, 42-30
Feb. 11	West. Conn. St.	W, 35-29
Feb. 19	Marymount	W, 45-27
Feb. 21	Wagner	L, 52-33
Feb. 25	Fairfield	L, 43-35
Mar. 4	Iona	L, 43-35
Mar. 8	vs. Manhattanville #	W, 71-50
Mar. 9	vs. St. Elizabeth's #	W, 46-37

Mar. 10	vs. Iona #	L, 46-45
Mar. 11	at Dominican #	W, 46-45

# - Dominican College Invite

## 1974-75 (10-6)

Coach: Kathy Mosolino

Dec. 3	at St. Peter's	W, 41-38
Dec. 10	John Jay	W, 49-38
Dec. 13	at St. Joseph's (NY)	W, 65-52
Jan.	York	W, 55-41
Jan.	Dominican	W, 49-38
Feb.	at Boston College	L, 53-37
Feb. 4	St. John's	L, 51-31
Feb. 5	Hofstra	W, 38-34
Feb. 8	at Iona	W, 49-42
Feb. 10	Concordia	W, 64-33
Feb. 15	Villanova	L, 84-51
Feb. 18	Marymount	W, 57-43
Feb. 20	Wagner	L, 57-43
Feb. 25	Fairfield	L, 63-46
Mar. 6	at West. Conn. St.	W, 55-53

## 1975-76 (14-4)

Coach: Kathy Mosolino

Nov. 21	St. Joseph's (NY)	W, 64-42
Dec. 2	Jersey City State	W, 80-48
Dec. 4	at John Jay	W, 51-39
Dec. 10	St. Peter's	W, 50-46
Dec. 16	at CCNY	L, 57-50
Jan. 27	at York	W, 57-50
Jan. 29	Brooklyn	L, 65-44
Jan. 31	Iona	W, 64-42
Feb. 5	Wagner	W, 69-62
Feb. 10	at Long Island	L, 55-47
Feb. 12	West. Conn. St.	W, 72-41
Feb. 17	Fairfield	W, 58-53
Feb. 18	Marymount	W, 58-53
Feb. 20	at St. John's	L, 56-50
Feb. 23	CW Post	W, 61-40
Feb. 26	at Hofstra	W, 66-50
Feb. 28	Manhattanville	W, 69-41
Mar. 2	Dominican	W, 69-41

## 1976-77 (18-9)

Coach: Kathy Mosolino

Dec. 1	Lehman	W, 83-30
Dec. 8	Jersey City State	W, 83-30
Dec. 11	at St. Peter's	W, 68-47
Dec. 15	York	W, 68-47
Dec. 29	Rutgers ^	L, 81-72
Dec. 29	at Wagner ^	W, 76-53
Jan. 5	John Jay	W, 84-54
Jan. 15	St. Francis (NY)	W, 84-54
Jan. 19	Seton Hall	W, 56-52
Jan. 21	Hunter	W, 69-44
Jan. 27	Yale	W, 71-45
Jan. 29	at Iona	L, 89-70
Feb. 2	CCNY	W, 73-51
Feb. 4	Fairfield	L, 70-61
Feb. 7	Hofstra	W, 81-23
Feb. 10	at CW Post	L, 67-58
Feb. 12	St. John's	L, 67-56
Feb. 15	Long Island	W, 51-39
Feb. 18	at Stony Brook	W, 70-34
Feb. 22	Manhattanville	W, 59-42
Feb. 25	at Wagner	W, 59-42
Feb. 28	Mercy	L, 65-59
Mar. 2	at Brooklyn	W, 82-68
Mar. 3	vs. SUNY-Cortland !	L, 66-47
Mar. 4	at St. John's !	L, 81-65
Mar. 5	vs. Brooklyn !	L, 81-65

Mar. 17	vs. Lehigh \$	W, 49-45
Mar. 18	vs. Towson \$	W, 54-49
Mar. 19	vs. Kean \$	L, 57-50

^ - Wagner Christmas Tournament  
! - Eastern AIAW State Tournament  
\$ - Women's Regional Tournament

## 1977-78 (25-8)

Coach: Kathy Mosolino

-	at Army	L, 65-56
-	at Mercy	W, 66-64
Dec. 5	at Long Island	W, 84-53
-	at St. Peter's	W, 63-52
-	Upsala	W, 85-40
-	at Lehman	W, 70-64
-	vs. Oral Roberts @	L, 72-59
-	vs. Providence @	W, 59-49
-	vs. Southern Cal. @	W, 70-55
Jan.	at St. John's	L, 66-54
Jan.	Monmouth	W, 58-54
Jan. 25	at Yale	L, 66-51
Jan. 28	Wagner	W, 63-59
-	vs. C.W. Post ^	W, 67-47
Feb. 4	Connecticut	W, 57-44
Feb. 8	vs. St. John's ^	L, 54-47
Feb. 10	at Seton Hall	W, 67-47
Feb. 12	Adelphi	W, 87-76
Feb. 13	at Brooklyn	W, 70-66
Feb. 15	at St. Francis (NY)	W, 67-56
Feb. 17	Fairfield	W, 75-41
Feb. 21	C.W. Post	W, 69-49
Feb. 24	vs. Syracuse #	W, 73-57
Feb. 25	vs. SUNY-Cortland #	L, 83-74
Feb. 26	vs. Brooklyn #	W, 66-52
Feb. 28	Iona	W, 59-45
Mar. 3	vs. St. Francis (NY) \$	W, 71-59
Mar. 4	vs. Worcester P.I. \$	W, 67-63
Mar. 10	vs. Springfield +	W, 64-56
Mar. 11	vs. Mercy +	W, 91-64
Mar. 21	vs. Pepperdine ~	L, 65-63
Mar. 22	vs. Shorter ~	L, 92-78

@ - Queens College Holiday Tour.

^ - Manufacturers Hanover Invit.

# - AIAW New York State Tourn.

\$ - AIAW Eastern Satellite Tourn.

+ - AIAW Eastern Regional Tourn.

~ - AIAW Small College National Tournament

## 1978-79 (27-7)

Coach: Kathy Mosolino

Nov. 29	at Rutgers	L, 68-61
Dec. 5	Mercy	W, 88-51
Dec. 8	Cheyney %	L, 79-63
Dec. 9	North Texas %	L, 73-70
Dec. 14	Lehman	W, 101-57
Dec. 16	Wagner	W, 66-54
Dec. 19	Long Island	W, 64-63
Dec. 22	St. Francis (NY)	W, 74-44
Dec. 27	vs. Kansas @	L, 87-82 (OT)
Dec. 28	vs. Purdue @	W, 87-59
Dec. 29	vs. Oakland @	W, 79-42
Jan. 2	Indiana	W, 69-44
Jan. 13	St. Peter's	W, 72-63
Jan. 17	Adelphi	W, 80-53
Jan. 19	Fairfield	W, 89-48
Jan. 20	at Monmouth	L, 71-70
Jan.	Yale	W, 69-58
Jan. 27	Brooklyn	W, 76-53
-	Upsala	W, 81-43
Feb. 4	St. Francis (NY)	W, 63-54
Feb. 6	Iona	W, 69-46
Feb. 6	Seton Hall	W, 61-47
Feb. 8	Connecticut	W, 85-63
Feb. 10	St. John's	W, 65-57
Feb. 11	vs. C.W. Post ^	W, 68-50

Feb.	C.W. Post	W, 58-49
Feb. 18	Queens ^	L, 91-82
Feb.	vs. C.W. Post #	W, 69-60
Feb.	vs. Army #	W, 63-60
Mar. 4	Providence +	W, 57-56
Mar. 9	Queens +	W, 78-63
Mar. 10	South. Conn. +	W, 68-61
Mar. 16	Long Beach State \$	W, 62-52
Mar. 17	Tennessee \$	L, 76-54

% - Southern Connecticut Tourn.

@ - Queens College Holiday Tour.

^ - Manufacturers Hanover Invit.

# - AIAW New York State Tourn.

+ - AIAW Eastern Regionals

\$ - AIAW Eastern Sectional Tourn.

## 1979-80 (20-14)

Coach: Kathy Mosolino

Dec. 2	vs. Army ^	W, 62-54
Dec. 4	at Wagner	W, 97-47
Dec. 6	Princeton	W, 68-54
Dec. 8	Rutgers	L, 61-55
Dec. 9	Queens ^	L, 76-74
Dec. 12	New York Tech	W, 85-37
Dec. 15	Marist	W, 84-66
Dec. 21	at St. Peter's	L, 71-82
Dec. 27	Michigan @	W, 73-63
Dec. 28	Memphis State @	L, 79-63
Dec. 29	Dartmouth @	W, 63-60
Jan. 4	at Villanova	L, 72-67
Jan. 5	at Saint Joseph's	L, 62-55
Jan. 10	Kansas State	L, 66-64
Jan. 14	Colorado	L, 77-61
Jan. 16	at Connecticut	W, 63-54
Jan. 19	Providence	W, 48-41
Jan. 23	Army	W, 47-43
Jan. 26	Adelphi	W, 82-65
Jan. 29	Iona	W, 74-43
Jan. 31	at St. Francis (NY)	W, 72-50
Feb. 2	at Cheyney	L, 42-55
Feb. 5	at Queens	L, 65-76
Feb. 7	at Manhattan	L, 56-69
Feb. 9	at St. John's	L, 71-73
Feb. 12	at Seton Hall	L, 62-63
Feb. 14	C.W. Post	W, 57-52
Feb. 19	Long Island	W, 69-45
Feb.	vs. Syracuse #	W, 73-72
Feb.	vs. St. John's #	W, 73-60
Feb. 25	Hofstra	W, 61-46
Feb. 29	vs. Massachusetts +	W, 81-63
-	vs. Boston +	L, 61-62
-	vs. Queens +	W, 75-64

@ - Manufacturers Hanover Invit.

@ - Queens College Holiday Tour.


# - AIAW New York State Tourn.

+ - AIAW Eastern Regionals

## 1980-81 (7-19)

Coach: Cathy Coakley

Nov. 28	vs. Louisville #	L, 101-55
Nov. 29	vs. Oklahoma St. #	L, 70-53
Dec. 4	New Hampshire	L, 67-41
Dec. 6	at Providence	L, 78-36
Dec. 9	at Army	L, 69-38
Dec. 13	at Hofstra	L, 61-48
Dec. 20	Wagner	W, 67-58
Jan. 9	Connecticut	L, 64-59
Jan. 12	at Massachusetts	L, 76-64
Jan. 14	St. John's	L, 85-57
Jan. 17	at Adelphi	W, 72-66
Jan. 19	at Marist	L, 72-54
Jan. 22	Monmouth	L, 74-56
Jan. 24	St. Francis (NY)	W, 66-62
Jan. 27	at New York Tech	L, 56-51
Jan. 31	St. Peter's	L, 76-60



Fordham took on Wagner at the Nassau Coliseum during the 1976-77 season, one of the first women's games played at a major arena.

# FORDHAM WOMEN'S BASKETBALL

Feb. 3	South. Conn.	W, 75-61 (OT)
Feb. 5	at Long Island	W, 64-63
Feb. 7	at Iona	W, 84-78
Feb. 9	Fairleigh Dickinson	L, 72-47
Feb. 11	Queens	L, 76-55
Feb. 13	at C.W. Post	L, 76-37
Feb. 16	Seton Hall	L, 73-58
Feb. 19	Manhattan	W, 77-66
Feb. 20	Rhode Island	L, 72-39
Feb. 22	Fairfield	L, 49-48

# - Thanksgiving Classic

## 1981-82 (9-21, 1-4 MAAC)

Coach: Cathy Coakley

Nov. 21	vs. Queens ^	L, 82-72
Nov. 22	vs. Marist ^	L, 83-71
Dec. 1	at Seton Hall	L, 72-48
Dec. 3	at Connecticut	L, 76-45
Dec. 5	Providence	L, 58-57
Dec. 7	at Yale	L, 75-70
Dec. 9	Princeton	L, 66-50
Dec. 11	vs. James Madison %	W, 87-80
Dec. 12	at South. Conn. %	L, 77-65
Dec. 19	at St. John's	L, 89-61
Dec. 23	at Wagner	L, 70-62
Jan. 9	at Northeastern	L, 71-47
Jan. 10	at New Hampshire	L, 63-46
Jan. 13	Marist	W, 80-75
Jan. 18	Massachusetts	L, 83-82 (2OT)
Jan. 20	C.W. Post	W, 67-65
Jan. 23	Army *	L, 86-70
Jan. 26	at Manhattan *	W, 58-53
Jan. 28	at Queens	W, 60-59
Jan. 30	at St. Peter's *	L, 98-68
Feb. 4	Iona *	L, 66-49
Feb. 6	Hofstra	W, 64-63
Feb. 8	at Fairleigh Dickinson	L, 56-51
Feb. 10	New York Tech	W, 88-72
Feb. 12	at Fairfield *	L, 75-71
Feb. 17	Adelphi	L, 65-59
Feb. 20	at Rhode Island	L, 79-68
Feb. 23	at Monmouth	L, 80-62
Feb. 24	Long Island	W, 79-76
	at Army #	L, 72-70

\* - MAAC contest  
^ - Manufacturers Hanover Invit.  
% - Southern Connecticut Tourn.  
# - MAAC Tournament game

## 1982-83 (13-13, 3-7 MAAC)

Coach: Cathy Coakley

Nov. 28	Yale	W, 76-74
Dec. 1	at St. Francis (NY)	W, 77-42
Dec. 4	Connecticut	W, 62-61
Dec. 8	Army *	L, 77-61
Dec. 10	vs. Pennsylvania \$	W, 72-68
Dec. 11	at Northeastern \$	L, 79-62
Dec. 15	St. John's	L, 82-55
Dec. 18	at C.W. Post	L, 65-59
Jan. 9	at Georgetown	W, 73-68
Jan. 13	at St. Peter's *	L, 101-60
Jan. 15	Manhattan *	W, 75-72
Jan. 17	at Massachusetts	W, 77-76
Jan. 19	Fairfield *	L, 86-74
Jan. 22	at Iona *	L, 64-59
Jan. 25	at New York Tech	W, 76-67
Jan. 27	Queens	W, 84-47
Jan. 29	at Hofstra	L, 66-58
Feb. 1	at Princeton	L, 65-48
Feb. 5	at Army *	L, 78-61
Feb. 9	St. Peter's *	L, 56-45
Feb. 12	at Manhattan *	W, 62-60
Feb. 15	at Fairfield *	L, 97-70



The 1979-80 team capped the most successful four-year run in program history, with 91 total wins.

Feb. 17	New Hampshire	L, 73-61
Feb. 19	Iona *	W, 75-61
Feb. 21	at Adelphi	W, 71-62
Feb. 24	Wagner	W, 85-68

\* - MAAC contest  
\$ - Dial Classic (Boston, Mass.)

## 1983-84 (11-15, 1-11 MAAC)

Coach: Joe Buckley

Nov. 27	at Yale	W, 74-68
Nov. 29	New York Tech	W, 84-63
Dec. 2	vs. Princeton #	L, 53-52
Dec. 3	at Bucknell #	W, 78-63
Dec. 6	St. Francis (NY)	W, 95-65
Dec. 27	at St. John's @	L, 103-73
Dec. 28	vs. Xavier @	W, 79-76
Dec. 29	at New Hampshire	L, 66-60
Jan. 4	Lafayette	W, 81-58
Jan. 7	at Iona *	L, 67-65
Jan. 10	Brooklyn	W, 67-56
Jan. 14	at Fairfield *	L, 78-67
Jan. 19	at St. Peter's *	L, 91-60
Jan. 21	Manhattan *	W, 76-70
Jan. 23	Massachusetts	W, 78-76 (OT)
Jan. 25	at Holy Cross *	L, 76-60
Jan. 28	at La Salle *	L, 93-89
Jan. 30	Princeton	W, 77-64
Feb. 1	Hofstra	L, 82-70
Feb. 4	Iona *	L, 76-75
Feb. 7	Adelphi	W, 74-73
Feb. 11	Fairfield *	L, 79-65
Feb. 15	St. Peter's *	L, 91-66
Feb. 18	at Manhattan *	L, 89-79
Feb. 20	La Salle *	L, 88-82
Feb. 22	Holy Cross *	L, 88-79

\* - MAAC contest  
# - Bucknell Tournament  
@ - Queens Tournament

## 1984-85 (11-17, 3-9 MAAC)

Coach: Gary Orr

Nov. 28	at Lafayette	L, 77-61
Dec. 1	at Pennsylvania	W, 85-67
Dec. 8	Hartford	W, 79-58
Dec. 10	Yale	L, 58-55
Dec. 22	at Brooklyn	W, 71-53
Dec. 28	vs. Georgia Tech ^	L, 77-56
Dec. 29	vs. Rider ^	W, 60-51
Dec. 31	vs. Florida State &	L, 88-81
Jan. 2	vs. Auburn &	L, 85-39
Jan. 3	vs. Stetson &	W, 66-65
Jan. 5	vs. Texas State &	L, 82-79
Jan. 8	at Miami	L, 92-73
Jan. 13	at Fairfield *	L, 72-63
Jan. 15	St. Peter's *	L, 53-46
Jan. 19	at Manhattan *	L, 83-66
Jan. 22	Holy Cross *	L, 64-41
Jan. 26	at La Salle *	L, 72-58
Jan. 28	Iona *	L, 88-74
Jan. 30	at Princeton	W, 49-43
Feb. 2	at Iona *	W, 74-67
Feb. 4	at Hofstra	W, 82-56
Feb. 9	Fairfield *	W, 59-53
Feb. 12	at St. Peter's *	L, 71-64
Feb. 14	at Queens	W, 74-64
Feb. 16	Manhattan *	W, 69-56
Feb. 19	at Holy Cross *	L, 89-71
Feb. 23	LaSalle *	L, 75-62
Mar. 1	vs. LaSalle #	L, 78-63

\* - MAAC contest  
^ - Wagner Tournament  
& - Women's Court Classic  
# - MAAC Tourn. (Fairfield, Conn.)

## 1985-86 (7-22, 1-11 MAAC)

Coach: Gary Orr

Nov. 23	Bucknell	W, 63-60
Nov. 26	at Fairleigh Dickinson	L, 86-57
Nov. 30	Boston	L, 62-56
Dec. 3	Hofstra	L, 67-46
Dec. 7	La Salle *	L, 81-57
Dec. 9	at Yale	L, 73-66
Dec. 21	at St. John's	L, 63-45
Jan. 2	vs. Wake Forest @	L, 87-67
Jan. 3	vs. Pennsylvania @	W, 83-75
Jan. 4	vs. E. Tenn. St. @	L, 73-60
Jan. 11	at St. Peter's *	L, 76-41
Jan. 14	Iona *	L, 77-71
Jan. 18	at Fairfield *	L, 67-61
Jan. 21	Brooklyn	W, 87-61
Jan. 23	Holy Cross *	L, 76-72
Jan. 27	at Hartford	W, 65-59
Jan. 29	at Siena	L, 76-67
Feb. 1	at La Salle *	L, 94-57
Feb. 4	Manhattan *	L, 47-44
Feb. 8	St. Peter's *	L, 59-48
Feb. 12	at Iona *	W, 66-63
Feb. 15	Fairfield *	L, 74-69

Feb. 18	Queens	W, 94-65
Feb. 22	at Holy Cross *	L, 90-74
Feb. 24	Lafayette	L, 53-52
Feb. 26	at Manhattan *	L, 70-65
Mar. 1	at Drexel	L, 88-83
Mar. 5	vs. Iona #	W, 86-78
Mar. 6	at Holy Cross #	L, 87-74

\* - MAAC contest  
@ - Central Florida Tournament  
# - MAAC Tourn. (Worcester, Mass.)

## 1986-87 (7-22, 1-11 MAAC)

Coach: Lou Kern

Nov. 28	at Harvard ^	L, 77-76
Nov. 29	vs. Cheyney ^	W, 71-57
Dec. 1	Fairleigh Dickinson	W, 73-72
Dec. 3	at Bucknell	L, 84-71
Dec. 6	Drexel	W, 72-69
Dec. 9	at Yale	L, 92-74
Dec. 20	at Holy Cross *	L, 97-68
Jan. 2	vs. Oklahoma St. @	L, 94-67
Jan. 3	vs. McNeese St. @	L, 90-58
Jan. 4	vs. Siena @	L, 81-80
Jan. 7	at Stetson	L, 78-63
Jan. 10	at Fairfield *	L, 86-59
Jan. 15	at Iona *	L, 76-73
Jan. 17	St. Peter's *	L, 70-63
Jan. 20	at Manhattan *	L, 60-54
Jan. 22	at Hofstra	L, 71-70
Jan. 23	at La Salle *	L, 65-54
Jan. 25	Cornell	W, 68-58
Jan. 27	Siena	L, 76-72
Jan. 31	Holy Cross *	L, 74-62
Feb. 7	Fairfield *	L, 65-62
Feb. 10	Hartford	W, 89-78
Feb. 14	at St. Peter's *	L, 75-57
Feb. 16	St. John's	L, 68-48



Terri Vaccarino '85 scored over 1,200 points in only three seasons at Fordham.

Feb. 18	Manhattan *	L, 72-65
Feb. 22	La Salle *	L, 72-59
Feb. 28	Iona *	W, 100-97
Mar. 5	vs. St. Peter's #	W, 72-65
Mar. 6	vs. Holy Cross #	L, 105-67

\* - MAAC contest  
^ - Harvard Invitational  
@ - Central Florida Holiday Classic  
# - MAAC Tourn. (West Point, N.Y.)

## 1987-88 (5-23, 1-11 MAAC)

Coach: Lou Kern

Nov. 27	at Seton Hall @	L, 63-49
Nov. 28	vs. Bucknell @	L, 93-86
Dec. 3	Columbia	W, 95-67
Dec. 5	Drexel \$	W, 78-74
Dec. 6	Georgia Tech \$	L, 79-78
Dec. 8	Yale	W, 65-59
Dec. 12	Hofstra	W, 69-54
Dec. 29	vs. Dartmouth +	L, 82-70
Dec. 30	at San Diego	L, 75-57
Jan. 2	at U.S. International	L, 73-68
Jan. 13	La Salle *	L, 72-53
Jan. 16	at St. Peter's *	L, 55-44
Jan. 18	Manhattan *	L, 60-51
Jan. 20	Iona *	L, 91-72
Jan. 23	at Fairfield *	L, 71-62
Jan. 26	at Siena	L, 89-67
Jan. 30	Holy Cross *	L, 67-60
Feb. 6	at La Salle *	L, 80-65
Feb. 10	at Manhattan *	L, 60-54

Feb. 13	St. Peter's *	L, 85-82
Feb. 17	at Iona *	W, 99-84
Feb. 18	at St. John's	L, 72-57
Feb. 20	Fairfield *	L, 91-73
Feb. 26	vs. W. Kentucky !	L, 90-64
Feb. 27	at Al-Anchorage !	L, 93-77
Feb. 28	vs. Baylor !	L, 78-69
Mar. 3	at Holy Cross *	L, 104-76
Mar. 7	vs. Fairfield #	L, 80-66

\* MAAC contest  
@ - Seton Hall Mayfair Farms Classic  
\$ - Lady Rams Classic  
+ - at Loyola Marymount University  
! - Northern Lights Invitational  
# - MAAC Tourn. (Westchester, N.Y.)

## 1988-89 (14-15, 4-8 MAAC)

Coach: Lou Kern

Nov. 25	vs. Richmond %	L, 61-55
Nov. 26	vs. Winthrop %	W, 79-65
Nov. 29	St. John's	W, 88-82
Dec. 3	Colgate \$	W, 90-83
Dec. 4	Bucknell \$	W, 76-55
Dec. 6	Yale	W, 67-61
Dec. 10	at Columbia	W, 78-66
Dec. 17	at Wagner	W, 75-52
Dec. 28	vs. Virginia ^	L, 98-86
Dec. 29	vs. Delaware ^	W, 82-66
Jan. 4	at Xavier	L, 76-70
Jan. 6	at Butler	L, 60-50
Jan. 9	at Brown	L, 76-64
Jan. 14	Fairfield *	W, 64-62
Jan. 17	at Iona *	W, 73-56
Jan. 21	St. Peter's *	L, 79-49
Jan. 25	at Manhattan *	L, 64-60
Jan. 28	at La Salle *	L, 82-69
Jan. 31	Siena	L, 80-74
Feb. 4	Holy Cross *	W, 73-65
Feb. 11	at Fairfield *	W, 74-72
Feb. 14	Iona *	W, 73-58
Feb. 18	at St. Peter's *	L, 86-69
Feb. 22	Manhattan *	L, 72-69
Feb. 25	La Salle	L, 84-80
Feb. 27	Marist	W, 90-69
Mar. 1	at Holy Cross *	L, 94-84
Mar. 3	vs. Manhattan #	W, 63-56
Mar. 10	vs. LaSalle #	L, 73-70

\* - MAAC contest  
% - Georgia Tech Tournament  
\$ - Lady Rams Classic  
^ - Wildcat Christmas Classic  
# - MAAC Tourn. (Worcester, MA)

## 1989-90 (14-15, 4-6 MAAC)

Coach: Lou Kern

Nov. 29	St. Peter's	W, 72-59
Dec. 2	Lafayette \$	L, 56-47
Dec. 3	Loyola Marymount \$	W, 61-59
Dec. 8	vs. Coppin State ^	W, 83-59
Dec. 9	at North Carolina ^	L, 85-61
Dec. 11	Columbia	W, 74-71
Dec. 16	Wagner	W, 68-57
Dec. 31	Aburn	L, 76-38
Jan. 3	vs. UAB @	L, 81-58
Jan. 4	at UNC-Asheville @	W, 98-74
Jan. 5	vs. UNH @	W, 72-71
Jan. 10	at St. Peter's *	L, 79-63
Jan. 13	at Manhattan *	L, 73-56
Jan. 23	Iona *	W, 79-53
Jan. 25	Loyola (Md.)*	W, 79-68
Jan. 27	La Salle *	W, 73-65
Jan. 31	Manhattan	W, 78-39
Feb. 3	at Niagara *	L, 83-75
Feb. 6	Fairfield *	L, 69-50
Feb. 10	at Holy Cross *	L, 82-79
Feb. 12	at St. John's	L, 81-70
Feb. 17	at Siena *	L, 73-58
Feb. 19	Canisius *	W, 70-61
Feb. 22	at Iona	W, 75-61
Feb. 24	at Fairfield	L, 85-46
Feb. 27	Holy Cross	L, 89-81
Mar. 3	at La Salle	L, 72-59
Mar. 7	vs. Iona #	W, 57-53
Mar. 8	vs. Manhattan #	L, 67-63

\* - MAAC contest  
\$ - Lady Rams Classic  
^ - Carolina Classic  
@ - Central Florida Holiday Classic  
# - MAAC Tourn. (Philadelphia, Pa.)

## 1990-91 (14-15, 9-3 PL)

Coach: Lou Kern

Nov. 24	at Harvard @	L, 76-61
Nov. 25	vs. North Carolina @	L, 78-69
Nov. 28	at Rutgers	L, 77-69
Dec. 1	Long Island \$	W, 75-57
Dec. 2	Brown \$	W, 64-59
Dec. 5	at Yale	W, 68-59

# FORDHAM WOMEN'S BASKETBALL

Dec. 8	at Connecticut ^	L, 85-43
Dec. 9	vs. Saint Joseph's ^	L, 68-62
Dec. 11	at Columbia	L, 78-64
Dec. 15	St. John's	L, 89-70
Dec. 29	at Loyola Marymount	L, 86-71
Jan. 2	at San Francisco	L, 87-63
Jan. 4	at Santa Clara	L, 87-49
Jan. 5	at St. Mary's	L, 96-79
Jan. 12	at Colgate *	L, 83-67
Jan. 16	Lehigh *	W, 72-70
Jan. 19	at Lafayette *	W, 60-56
Jan. 23	at Bucknell *	W, 80-65
Jan. 26	Holy Cross *	L, 63-59
Jan. 30	at Army *	W, 60-56 (OT)
Feb. 2	Manhattan	W, 54-50
Feb. 6	Colgate *	W, 68-55
Feb. 9	at Lehigh *	W, 95-58
Feb. 11	Army *	W, 48-47
Feb. 13	Lafayette *	W, 83-60
Feb. 16	Bucknell *	W, 84-72
Feb. 20	at Holy Cross *	L, 73-62
Mar. 1	vs. Bucknell &	W, 103-75
Mar. 2	vs. Army &	L, 68-65 (OT)

\* - Patriot League contest  
 @ - Harvard Invitational  
 \$ - Lady Rams Classic  
 ^ - Connecticut Classic  
 & - PL Tourn. (Worcester, Mass.)

## 1991-92 (21-8, 12-2 PL)

**Coach: Christina Wielgus**  
**Patriot League Champions**

Dec. 1	Monmouth	W, 78-59
Dec. 7	at Providence @	L, 94-86
Dec. 8	Harvard @	W, 87-77
Dec. 10	Columbia	W, 68-49
Dec. 14	at Hartford	W, 74-60
Dec. 21	St. Peter's	L, 82-74 (OT)
Dec. 29	vs. Auburn ^	L, 71-52
Dec. 30	vs. Saint Joseph's ^	L, 82-54
Jan. 2	at South Florida	L, 67-51
Jan. 4	at Stetson	W, 89-71
Jan. 11	Colgate *	W, 67-49
Jan. 15	at Lehigh *	W, 74-57
Jan. 18	Lafayette *	W, 79-72
Jan. 22	Bucknell *	W, 88-77
Jan. 25	at Holy Cross *	L, 78-68
Jan. 29	Army *	W, 69-42
Feb. 1	Navy *	W, 73-63
Feb. 3	at Manhattan	L, 67-65
Feb. 5	at Colgate *	W, 74-42
Feb. 8	Lehigh *	W, 87-57
Feb. 12	at Lafayette *	W, 57-55
Feb. 15	at Bucknell *	W, 80-70
Feb. 17	at Hofstra	W, 69-51
Feb. 19	Holy Cross *	W, 77-63
Feb. 22	at Army *	L, 77-60
Feb. 29	at Navy *	W, 65-62
Mar. 6	at Lehigh &	W, 93-61
Mar. 7	vs. Army &	W, 83-72
Mar. 8	vs. Lafayette &	W, 65-54

\* - Patriot League contest  
 @ - Clearly Canadian Classic  
 ^ - Super Shootout  
 & - PL Tourn. (Bethlehem, Pa.)

## 1992-93 (16-13, 9-5 PL)

**Coach: Christina Wielgus**

Dec. 2	at Monmouth	W, 75-70
Dec. 5	St. Francis (NY)	W, 100-45
Dec. 8	at Columbia	W, 69-38
Dec. 12	at Seton Hall	L, 88-77
Dec. 19	at St. Peter's	L, 81-68
Dec. 29	at Saint Joseph's ^	L, 96-51
Dec. 30	Georgia Tech ^	L, 69-68
Jan. 2	Iona	L, 72-58
Jan. 5	Fairfield	L, 66-60
Jan. 9	at Holy Cross *	L, 80-75
Jan. 13	Bucknell *	W, 85-69
Jan. 16	Army *	W, 59-49
Jan. 18	Hofstra	W, 76-58
Jan. 20	at Lehigh *	W, 86-65
Jan. 23	Colgate *	W, 64-53
Jan. 25	Manhattan	W, 71-54
Jan. 27	Lafayette *	W, 54-38
Jan. 30	at Navy *	W, 64-56
Feb. 3	Holy Cross *	W, 73-69 (2OT)
Feb. 6	at Bucknell *	L, 64-58
Feb. 9	at Army *	W, 68-54
Feb. 13	Lehigh *	W, 64-57
Feb. 17	at Colgate *	L, 50-48
Feb. 20	at Lafayette *	L, 65-63
Feb. 22	at Marist	L, 77-67
Feb. 27	Navy *	L, 63-61
Mar. 2	vs. Navy &	W, 55-41
Mar. 5	at Lafayette &	W, 61-49
Mar. 8	at Holy Cross &	L, 82-63

\* - Patriot League contest

^ - Texaco-Hawk Classic  
 & - Patriot League Tournament

## 1993-94 (21-9, 11-3 PL)

**Coach: Kevin Morris**  
**Patriot League Champions**  
**NCAA Tournament**

Nov. 27	at Iona	W, 68-46
Dec. 1	at American	W, 74-68
Dec. 5	Providence	L, 88-74
Dec. 8	at Manhattan	W, 62-60
Dec. 11	Marist	W, 56-50
Dec. 14	Columbia	W, 72-47
Dec. 18	St. Peter's	W, 71-52
Dec. 28	Monmouth ^	W, 68-39
Dec. 29	at Villanova ^	L, 60-48
Dec. 31	at SMU	L, 83-59
Jan. 4	at Fairfield	L, 67-55
Jan. 8	Holy Cross *	L, 60-59
Jan. 12	at Bucknell *	W, 76-55
Jan. 15	at Army *	W, 66-52
Jan. 19	Lehigh *	W, 66-52
Jan. 22	at Colgate *	W, 61-56
Jan. 26	at Lafayette *	W, 67-57
Jan. 29	Navy *	L, 77-75
Feb. 2	at Holy Cross *	W, 59-51
Feb. 5	Bucknell *	W, 65-41
Feb. 9	Army *	W, 59-47
Feb. 12	at Lehigh *	W, 74-59
Feb. 14	at Hofstra	L, 57-54
Feb. 16	Colgate *	W, 63-45
Feb. 19	Lafayette *	L, 64-60 (OT)
Feb. 26	at Navy *	W, 88-68
Mar. 3	vs. Bucknell &	W, 57-51
Mar. 5	vs. Army &	W, 68-48
Mar. 12	Holy Cross #	W, 64-60
Mar. 16	at Penn State !	L, 94-41

\* - Patriot League contest  
 ^ - Wildcat Christmas Classic  
 & - PL Tourn. (Annapolis, Md.)  
 # - PL Final (Bronx, N.Y.)  
 ! - NCAA Tournament

## 1994-95 (19-10, 11-3 PL)

**Coach: Kevin Morris**

Nov. 26	at Providence	L, 96-63
Nov. 29	UMBC	W, 64-42
Dec. 1	Iona	W, 65-35
Dec. 3	vs. La Salle ^	L, 58-50
Dec. 4	vs. Boston College ^	W, 60-57
Dec. 6	at Columbia	W, 77-48
Dec. 8	Manhattan	W, 71-67
Dec. 13	at Marist	W, 59-47
Dec. 17	at St. Peter's	L, 66-47
Dec. 29	at Virginia	L, 105-55
Jan. 2	at San Francisco	L, 76-51
Jan. 3	at CSU-Sacramento	L, 76-72
Jan. 7	at Colgate *	W, 62-45
Jan. 11	at Lehigh *	W, 69-55
Jan. 14	Bucknell *	W, 61-54
Jan. 18	at Lafayette *	W, 39-31
Jan. 21	at Holy Cross *	L, 75-65
Jan. 25	Navy *	W, 66-47
Jan. 28	at Army *	W, 62-49
Feb. 1	Colgate *	L, 82-75
Feb. 4	Lehigh *	W, 76-49
Feb. 8	at Bucknell *	W, 52-49
Feb. 11	Lafayette *	W, 60-40
Feb. 19	at Navy *	L, 63-52
Feb. 22	Holy Cross *	W, 50-45
Feb. 25	Army *	W, 65-50
Mar. 3	at Army &	W, 63-42
Mar. 5	Navy &	W, 70-55
Mar. 8	at Holy Cross #	L, 58-51

\* - Patriot League Contest  
 ^ - Harvard Invitational Tourn.  
 & - PL Tourn. (West Point, N.Y.)  
 # - PL Final (Worcester, Mass.)

## 1995-96 (9-17, 3-13 A-10)

**Coach: Kevin Morris**

Nov. 25	at St. Francis(NY)	W, 57-44
Nov. 27	at Iona	W, 66-61
Dec. 2	Niagara ^	W, 96-69
Dec. 3	at UMBC ^	W, 66-57
Dec. 7	at Manhattan	L, 71-63
Dec. 12	Columbia	W, 73-55
Dec. 16	St. Peter's	L, 60-51
Dec. 30	Marist	W, 77-54
Jan. 3	Virginia Tech *	L, 75-59
Jan. 6	at St. Bonaventure *	W, 86-65
Jan. 8	Holy Cross	L, 69-61
Jan. 11	Duquesne *	L, 74-63
Jan. 13	at La Salle *	W, 67-65
Jan. 18	at Dayton *	L, 61-56
Jan. 20	at George Washington	L, 81-51
Jan. 24	Rhode Island *	L, 64-63
Jan. 27	Temple *	L, 61-54
Feb. 3	at Massachusetts *	L, 72-50

Feb. 5	at Rhode Island *	L, 92-51
Feb. 10	St. Bonaventure *	L, 68-47
Feb. 14	Xavier *	L, 89-75
Feb. 18	Massachusetts *	L, 62-34
Feb. 22	at Saint Joseph's *	L, 61-50
Feb. 24	at Temple *	L, 72-61
Feb. 27	Saint Joseph's *	W, 74-65
Mar. 1	at Virginia Tech %	L, 90-78

^ - UMBC Tournament  
 \* - Atlantic 10 contest  
 % - A-10 Champ. (Blacksburg, Va.)

## 1996-97 (12-16, 4-12 A-10)

**Coach: Kevin Morris**

Nov. 26	Manhattan	W, 77-66
Nov. 29	LSU	L, 62-42
Dec. 2	Fairfield	W, 64-61
Dec. 4	Iona	W, 57-44
Dec. 10	at Columbia	W, 69-56
Dec. 19	St. Francis (NY)	W, 68-48
Dec. 21	St. Peter's	L, 83-61
Dec. 29	at San Diego	W, 55-46
Dec. 31	at Loyola-Marymount	W, 75-68
Jan. 4	at St. Bonaventure *L,	94-82 (OT)
Jan. 9	Massachusetts *	L, 51-46
Jan. 11	Rhode Island *	L, 63-54
Jan. 13	at Holy Cross	L, 68-66
Jan. 16	at Saint Joseph's *	L, 70-67
Jan. 18	at Temple *	W, 59-54
Jan. 20	St. Bonaventure *	W, 68-64
Jan. 23	Dayton *	L, 60-49
Jan. 25	at Xavier *	W, 60-55
Jan. 30	La Salle *	L, 73-58 (2OT)
Feb. 1	at Duquesne *	L, 78-65
Feb. 3	at Virginia Tech *	L, 63-61
Feb. 10	George Washington *	L, 59-35
Feb. 13	at Rhode Island *	W, 73-66
Feb. 16	at Massachusetts *	L, 58-45
Feb. 20	Temple *	L, 61-54
Feb. 22	Saint Joseph's *	L, 57-32
Feb. 25	at Dayton %	W, 68-65
Feb. 27	at Saint Joseph's %	L, 65-43

\* - Atlantic 10 contest  
 % - A-10 Champ. (Higher Seeds)

## 1997-98 (5-22, 3-13 A-10)

**Coach: Kevin Morris**

Nov. 19	at Monmouth	L, 76-71
Nov. 25	at Iona	L, 61-58
Nov. 30	at Manhattan	L, 63-53
Dec. 6	at Fairfield ^	L, 73-72
Dec. 7	vs. Colorado ^	L, 82-54
Dec. 17	Oregon State	W, 46-32
Dec. 20	St. Peter's	L, 60-59
Dec. 29	vs. Auburn @	L, 76-43
Dec. 30	vs. St. Mary's @	L, 64-53
Jan. 2	at Saint Joseph's *	L, 64-40
Jan. 4	at Temple *	L, 58-55
Jan. 6	Holy Cross	W, 61-55
Jan. 8	La Salle *	L, 63-57
Jan. 13	St. Bonaventure *	L, 68-56
Jan. 15	Rhode Island *	L, 70-54
Jan. 18	Massachusetts *	W, 62-58
Jan. 22	at Dayton *	L, 66-62
Jan. 24	at Xavier *	L, 86-59
Jan. 27	Temple *	W, 65-52
Jan. 31	at St. Bonaventure *	L, 74-64
Feb. 3	Saint Joseph's *	L, 56-35
Feb. 6	at George Washington*	L, 73-51
Feb. 8	Duquesne *	W, 65-60
Feb. 12	at Massachusetts*	L, 54-47
Feb. 14	at Rhode Island *	L, 67-65
Feb. 21	Virginia Tech *	L, 59-44

Feb. 24	at Virginia Tech %	L, 79-40
---------	--------------------	----------

\* - Atlantic 10 contest  
 ^ - Fairfield Warner's Classic  
 @ - Georgia Tech Tournament  
 % - A-10 Champ. (Blacksburg, Va.)

## 1998-99 (9-18, 5-12 A-10)

**Coach: Kevin Morris**

Nov. 14	Monmouth	L, 94-71
Nov. 17	at Wagner	L, 75-64
Nov. 21	at North Carolina	L, 82-50
Nov. 24	Iona	W, 76-64
Nov. 28	Manhattan	W, 58-50
Dec. 2	at Holy Cross	L, 79-60
Dec. 5	at St. Bonaventure *	W, 78-63
Dec. 19	at St. Peter's	L, 70-66
Dec. 21	Hofstra	W, 67-47
Dec. 28	at UT-San Antonio	W, 49-48
Dec. 30	at Texas	L, 80-52
Jan. 2	at Virginia Tech *	L, 78-61
Jan. 4	at Duquesne *	L, 80-69
Jan. 9	Rhode Island *	W, 79-58
Jan. 15	Dayton *	L, 61-48
Jan. 17	Xavier *	L, 83-75
Jan. 19	at Temple *	L, 59-57
Jan. 22	George Washington *	L, 84-54
Jan. 24	at La Salle *	L, 58-46
Jan. 28	at Saint Joseph's *	L, 66-37
Jan. 31	at Massachusetts *	L, 83-51
Feb. 6	St. Bonaventure *	W, 72-60
Feb. 12	Temple *	W, 54-48
Feb. 14	Saint Joseph's *	L, 74-61
Feb. 19	at Rhode Island *	W, 73-55
Feb. 21	Massachusetts *	L, 76-51
Feb. 26	vs. La Salle %	L, 70-56

\* - Atlantic 10 contest  
 % - A-10 Champ. (Philadelphia, Pa.)

## 1999-2000 (4-24, 3-13 A-10)

**Coach: Kevin Morris**

Nov. 19	at Manhattan	L, 78-62
Nov. 22	at Iona	L, 84-72
Nov. 27	at Vanderbilt !	L, 91-44
Nov. 28	vs. Loyola (Md.) !	L, 53-44
Nov. 30	Holy Cross	L, 66-62
Dec. 4	St. Bonaventure *	L, 63-51
Dec. 7	at Marist	L, 58-55
Dec. 9	at St. Francis (NY)	W, 74-48
Dec. 16	Texas	L, 83-57
Dec. 18	St. Peter's	L, 67-56
Dec. 20	Wagner	L, 61-58
Dec. 29	at Hofstra	L, 61-52
Jan. 6	at St. Bonaventure *	L, 72-66
Jan. 9	Rhode Island *	W, 75-61
Jan. 13	at Temple *	W, 79-78
Jan. 15	at Saint Joseph's *	L, 77-29
Jan. 20	Massachusetts *	L, 61-54
Jan. 23	at Rhode Island *	L, 59-56
Jan. 30	at George Washington*	L, 87-41
Feb. 4	Duquesne *	W, 70-56
Feb. 6	Virginia Tech *	L, 75-52
Feb. 11	at Dayton *	L, 71-60
Feb. 13	at Xavier *	L, 83-50
Feb. 17	Saint Joseph's *	L, 71-46
Feb. 20	Temple *	L, 62-57
Feb. 24	at Massachusetts *	L, 66-42
Feb. 27	La Salle *	L, 65-55
Mar. 3	vs. Dayton %	L, 89-51

\* - Atlantic 10 contest  
 ! - Vanderbilt Tournament  
 % - A-10 Champ. (Philadelphia, Pa.)



After winning the Patriot League title, the 1994-95 Rams posted the team's fourth straight winning season, which had not been done since the late 1970s.

# FORDHAM WOMEN'S BASKETBALL

## 2000-01 (5-23, 2-14 A-10)

Coach: Jim Lewis

Nov. 17	Florida	L, 76-36
Nov. 19	at Maine	L, 66-51
Nov. 27	at Notre Dame	L, 89-44
Nov. 30	St. Francis (NY)	W, 88-56
Dec. 2	Manhattan	L, 55-52
Dec. 5	at Holy Cross	L, 63-52
Dec. 9	at Columbia	W, 55-53
Dec. 12	Marist	W, 65-64
Dec. 19	Florida St.	L, 73-52
Dec. 21	at St. Peter's	L, 70-67
Jan. 2	at FIU	L, 81-73
Jan. 4	at Xavier *	L, 84-66
Jan. 7	Dayton *	W, 41-39
Jan. 10	Duquesne *	L, 62-59
Jan. 14	at Temple *	L, 77-62
Jan. 18	George Washington *	L, 89-61
Jan. 21	St. Bonaventure *	L, 66-62
Jan. 26	at Rhode Island *	L, 55-51
Jan. 28	at Massachusetts *	L, 71-54
Feb. 1	at St. Bonaventure *	L, 67-57
Feb. 4	at Duquesne *	L, 74-59
Feb. 8	Massachusetts *	W, 60-52
Feb. 11	Xavier *	L, 92-73
Feb. 14	at La Salle *	L, 57-55
Feb. 16	Temple *	L, 52-50
Feb. 18	Rhode Island *	L, 52-50
Feb. 24	at Saint Joseph's *	L, 89-55
Mar. 2	vs. La Salle %	L, 75-62

\* - Atlantic 10 contest

% - A-10 Champ. (Philadelphia, Pa.)

## 2001-02 (6-23, 3-13 A-10)

Coach: Jim Lewis

Nov. 17	Brown	L, 63-58
Nov. 20	at Manhattan	L, 74-60
Nov. 23	vs. San Diego ^	L, 73-63
Nov. 24	at St. John's ^	W, 62-41
Dec. 1	at Arizona St. @	L, 64-40
Dec. 2	vs. Northwestern St. @	W, 62-51
Dec. 8	Georgia Tech	L, 51-49
Dec. 15	Maine	L, 52-39
Dec. 18	Holy Cross	L, 80-76 (2OT)
Dec. 22	at George Mason	L, 65-60
Jan. 2	Richmond *	W, 75-53
Jan. 5	#5/6 Stanford	L, 81-55
Jan. 7	at George Washington *	L, 67-53
Jan. 11	at Xavier *	L, 68-63
Jan. 13	at Dayton *	L, 68-63
Jan. 16	Saint Joseph's *	L, 75-50
Jan. 18	St. Bonaventure *	L, 51-48
Jan. 24	at Temple *	L, 59-41
Jan. 26	at Massachusetts *	L, 68-44
Jan. 31	La Salle *	W, 62-60
Feb. 3	at Saint Joseph's *	L, 59-54
Feb. 7	Massachusetts *	W, 71-55
Feb. 10	Rhode Island *	L, 73-58
Feb. 14	at St. Bonaventure *	L, 62-60
Feb. 17	Duquesne *	L, 62-59
Feb. 22	Temple *	L, 73-59
Feb. 24	at Rhode Island *	L, 61-56
Mar. 1	vs. Dayton %	W, 66-49
Mar. 2	vs. Saint Joseph's %	L, 70-48

\* - Atlantic 10 contest

^ - St. John's Thanksgiving Classic

@ - Arizona State Holiday Classic

% - A-10 Champ. (Philadelphia, Pa.)

## 2002-03 (14-16, 5-11 A-10)

Coach: Jim Lewis

Nov. 22	at Brown	W, 78-63
Nov. 24	Morgan State	W, 89-35
Nov. 29	vs. Oklahoma ^	L, 90-62
Nov. 30	vs. DePaul ^	L, 92-73
Dec. 1	vs. Gonzaga ^	W, 74-69
Dec. 7	vs. St. John's +	W, 53-49
Dec. 10	at Stony Brook	W, 62-40
Dec. 15	Chicago State	W, 52-43
Dec. 21	at Georgia Tech	L, 69-53
Dec. 28	at Jacksonville	W, 65-45
Dec. 31	St. Bonaventure *	L, 80-63
Jan. 3	Boston	W, 59-55 (OT)
Jan. 5	Manhattan	W, 64-52
Jan. 9	at Richmond *	L, 84-66
Jan. 12	Massachusetts *	W, 60-52
Jan. 15	George Washington *	L, 72-59
Jan. 19	at Duquesne *	L, 66-57
Jan. 23	at Temple *	L, 63-56
Jan. 28	at Holy Cross	L, 70-62
Jan. 31	Dayton *	L, 78-67
Feb. 2	Xavier *	L, 69-56
Feb. 6	at La Salle *	L, 62-54
Feb. 9	at Rhode Island *	W, 67-41
Feb. 13	St. Bonaventure *	W, 57-50
Feb. 16	at Saint Joseph's *	W, 57-53
Feb. 19	Rhode Island *	W, 70-68
Feb. 22	Saint Joseph's *	L, 58-43

Feb. 27	at Massachusetts *	L, 64-51
Mar. 2	Temple *	L, 58-49
Mar. 6	vs. Duquesne %	L, 60-52

\* - Atlantic 10 contest

^ - Wahine Classic

+ - at Seton Hall

% - A-10 Champ. (Kingston, R.I.)

## 2003-04 (11-17, 4-12 A-10)

Coach: Jim Lewis

Nov. 21	at Cal St. Fullerton	W, 81-43
Nov. 23	at #6/7 Stanford	L, 79-53
Nov. 26	Dartmouth	L, 72-55
Dec. 3	at Boston	L, 74-63
Dec. 6	vs. Seton Hall +	W, 74-63
Dec. 13	Stony Brook	W, 54-47
Dec. 20	Jacksonville	W, 69-57
Dec. 22	George Mason	W, 66-60
Dec. 29	at Chicago State	W, 67-55
Dec. 31	at Pittsburgh	L, 62-48
Jan. 6	at Temple *	L, 61-43
Jan. 9	La Salle *	W, 73-63
Jan. 11	Rhode Island *	W, 81-69
Jan. 15	at Dayton *	L, 70-67 (OT)
Jan. 17	at Xavier *	L, 81-69
Jan. 20	at Manhattan	W, 58-55
Jan. 25	Duquesne *	L, 62-61
Jan. 30	St. Bonaventure *	W, 50-47
Feb. 1	at Massachusetts *	W, 61-45
Feb. 6	at George Washington *	L, 73-45
Feb. 8	Saint Joseph's *	L, 63-40
Feb. 13	Massachusetts *	L, 66-64
Feb. 16	at Rhode Island *	L, 50-48
Feb. 19	Richmond *	L, 66-39
Feb. 22	Temple *	L, 67-56
Feb. 26	at St. Bonaventure *	L, 72-59
Feb. 29	at Saint Joseph's *	L, 54-42
Mar. 5	vs. Xavier %	L, 63-57 (2OT)

\* - Atlantic 10 contest

+ - at St. John's

% - A-10 Champ. (Philadelphia, Pa.)

## 2004-05 (10-21, 5-11 A-10)

Coach: Jim Lewis

Nov. 19	Manhattan	L, 64-60
Nov. 21	at Providence	W, 56-46
Nov. 23	at Dartmouth	W, 66-48
Nov. 27	Hofstra	W, 62-49
Dec. 1	at FIU	W, 61-52
Dec. 4	St. John's	L, 64-42
Dec. 8	at #17/18 Boston College	L, 82-40
Dec. 12	at NC State	L, 59-44
Dec. 20	vs. Florida St. @	L, 65-51
Dec. 21	vs. Toledo @	L, 53-46
Dec. 22	vs. PR-Mayaguez @	W, 72-31
Dec. 30	Pittsburgh	L, 58-51
Jan. 3	George Washington *	L, 72-50
Jan. 6	at #25/25 Virginia Tech *	L, 80-67
Jan. 9	Temple *	L, 67-51
Jan. 14	at Richmond *	L, 63-38
Jan. 16	at UMass *	L, 65-54
Jan. 20	at Temple *	L, 69-43
Jan. 23	Dayton *	L, 63-50
Jan. 27	at Rhode Island *	W, 56-53



Mobolaji Akiode '03 won the Rams' first major Atlantic 10 Award, the Most Improved Player for the 2002-03 season, which was followed by Monica Mack '05 winning the same honor a year later.



Jan. 30	Massachusetts *	W, 54-44
Feb. 4	at Saint Joseph's *	W, 47-43
Feb. 6	at La Salle *	L, 77-48
Feb. 10	St. Bonaventure *	W, 74-73
Feb. 13	Saint Joseph's *	L, 57-52
Feb. 18	Xavier *	L, 59-57
Feb. 20	at St. Bonaventure *	L, 55-52
Feb. 24	Rhode Island *	W, 67-65
Feb. 27	at Duquesne *	L, 70-61
Mar. 4	vs. Dayton %	W, 49-45
Mar. 5	at George Washington %	L, 62-51

\* - Atlantic 10 contest

@ - San Juan Shootout

% - A-10 Champ. (Washington, D.C.)

## 2005-06 (10-18, 5-11 A-10)

Coach: Jim Lewis

Nov. 18	at Hofstra	W, 63-53
Nov. 26	at West Virginia	L, 83-39
Nov. 30	Georgetown	W, 68-62 (OT)
Dec. 2	at Manhattan	L, 69-55
Dec. 4	Providence	W, 64-60
Dec. 7	Delaware	L, 60-56
Dec. 11	at Cincinnati	L, 71-61
Dec. 13	at Michigan	L, 98-55
Dec. 22	Morgan State	W, 71-65
Dec. 28	Florida State	L, 73-50
Jan. 3	St. Bonaventure *	W, 56-40
Jan. 8	Charlotte *	L, 70-64
Jan. 10	at Yale	W, 59-53
Jan. 13	at #19/20 Temple *	L, 61-47
Jan. 15	Saint Joseph's *	L, 45-40
Jan. 20	at St. Bonaventure *	W, 65-51
Jan. 22	at Richmond *	L, 66-40
Jan. 27	at George Washington *	L, 67-34
Jan. 29	Dayton *	L, 72-64

Feb. 2	at Saint Joseph's *	L, 70-57 (OT)
Feb. 5	Rhode Island *	L, 59-54
Feb. 10	Xavier *	L, 78-70
Feb. 12	at Massachusetts *	L, 68-63
Feb. 17	Duquesne *	W, 57-50
Feb. 19	at Rhode Island *	L, 79-65
Feb. 24	at La Salle *	W, 76-68
Feb. 26	Saint Louis *	W, 70-58
Mar. 3	vs. Saint Joseph's %	L, 54-43

\* - Atlantic 10 contest

% - A-10 Champ. (Philadelphia, Pa.)

## 2006-07 (3-25, 1-13 A-10)

Coach: Cathy Andruzzi

Nov. 10	American	L, 78-53
Nov. 14	Florida State	L, 84-34
Nov. 17	at Iona	L, 72-45
Nov. 22	at Georgetown	L, 82-52
Nov. 26	at Marist	L, 88-38
Nov. 29	Manhattan	W, 63-54
Dec. 3	at South Carolina	L, 77-38
Dec. 7	Yale	W, 72-63
Dec. 10	at Providence	L, 53-52
Dec. 22	at Delaware	L, 66-42
Dec. 29	at Tulane ^	L, 78-44
Dec. 30	vs. Ole Miss ^	L, 99-43
Jan. 2	George Mason	L, 59-42
Jan. 5	at Morgan State	L, 60-52
Jan. 9	at La Salle *	L, 80-65
Jan. 12	#12/14 George Wash. *	L, 77-51
Jan. 14	Temple *	L, 62-34
Jan. 18	Saint Joseph's *	L, 72-43
Jan. 21	at Dayton *	L, 69-38
Jan. 26	St. Bonaventure *	L, 64-51
Jan. 28	Richmond *	L, 78-68
Feb. 2	at Rhode Island *	L, 70-64



In 2005-06, Jada Jefferson '06 (left) and Lisa Carrol '07 (middle) both earned All-Atlantic 10 honors, marking the first time Fordham had received multiple All-Conference accolades in the same season, while Carrol and Beth Ann Dickinson '04 (right) were the first two Rams to receive Atlantic 10 All-Academic honors.

# FORDHAM WOMEN'S BASKETBALL

Feb. 4	at Duquesne *	W, 74-65
Feb. 8	at Charlotte *	L, 78-46
Feb. 11	at Saint Louis *	L, 90-70
Feb. 17	La Salle *	L, 66-54
Feb. 22	at Xavier *	L, 64-48
Feb. 25	Massachusetts *	L, 53-51

^ - Tulane Doubletree Classic  
\* - Atlantic 10 contest

## 2007-08 (0-29, 0-14 A-10)

**Coach: Cathy Andruzzi**

Nov. 11	at Manhattan	L, 65-53
Nov. 14	Marist	L, 75-55
Nov. 17	Lehigh	L, 46-33
Nov. 20	at Florida State	L, 77-42
Nov. 23	at Miami +	L, 57-40
Nov. 24	vs. Monmouth +	L, 65-59
Nov. 28	Providence	L, 63-45
Dec. 1	Iona	L, 86-62
Dec. 6	Georgetown	L, 89-43
Dec. 9	at American	L, 65-51
Dec. 22	at George Mason	L, 76-74 (OT)
Dec. 29	Mount. St. Mary's \$	L, 56-43
Dec. 30	Troy \$	L, 78-70
Jan. 2	at Navy	L, 55-45
Jan. 5	Longwood	L, 62-56
Jan. 12	Saint Louis *	L, 84-78 (2OT)
Jan. 16	at Saint Joseph's *	L, 72-47
Jan. 19	La Salle *	L, 68-59
Jan. 23	at St. Bonaventure *	L, 59-49
Jan. 27	Duquesne *	L, 66-42
Jan. 30	at Massachusetts *	L, 61-59
Feb. 2	at Richmond *	L, 80-64
Feb. 6	Rhode Island *	L, 57-55
Feb. 9	Dayton *	L, 56-39
Feb. 16	at La Salle *	L, 84-67
Feb. 20	Xavier *	L, 65-42
Feb. 23	at Temple *	L, 65-46
Feb. 27	Charlotte *	L, 79-55
Mar. 1	at #15/15 George Wash. *	L, 66-27

\* - Atlantic 10 contest  
+ - Miami Thanksgiving Tournament  
\$ - Fordham Holiday Tournament

## 2008-09 (8-21, 1-13 A-10)

**Coach: Cathy Andruzzi**

Nov. 14	Princeton	L, 69-57
Nov. 19	Manhattan	W, 62-49
Nov. 22	Bucknell	L, 47-46
Nov. 25	NJIT	W, 57-45
Nov. 28	vs. UNC-Wilmington ^	L, 53-48
Nov. 29	vs. Ohio ^	W, 55-53
Dec. 3	at Georgetown	L, 58-46
Dec. 6	Wofford	W, 55-53
Dec. 10	at Iona	L, 72-69
Dec. 13	at UNC-Greensboro	L, 50-39
Dec. 22	Central Conn. State	W, 66-64
Dec. 28	Norfolk State \$	W, 71-44
Dec. 29	Princeton \$	W, 70-51
Jan. 2	at Lehigh	L, 69-55
Jan. 5	Navy	L, 70-66 (OT)
Jan. 10	Massachusetts *	L, 71-62
Jan. 12	at Saint Louis *	L, 64-48
Jan. 17	George Washington *	L, 55-52
Jan. 20	at Rhode Island *	L, 49-46
Jan. 24	La Salle *	L, 42-41
Jan. 31	at Charlotte *	L, 60-38
Feb. 4	Temple *	L, 59-43
Feb. 7	at La Salle *	W, 48-45
Feb. 10	at Dayton *	L, 82-45
Feb. 14	St. Bonaventure *	L, 56-48
Feb. 18	Saint Joseph's *	L, 68-52
Feb. 21	at Duquesne *	L, 65-57
Feb. 24	Richmond *	L, 62-44
Feb. 28	at Xavier *	L, 75-47

\* - Atlantic 10 contest  
^ - Cancun Thanksgiving Shootout  
\$ - Fordham Holiday Classic

## 2009-10 (8-22, 2-12 A-10)

**Coach: Cathy Andruzzi**

Nov. 13	Albany	W, 76-56
Nov. 18	at Central Conn. State	L, 64-57
Nov. 21	at Bucknell	L, 63-56
Nov. 24	Fairleigh Dickinson	W, 76-60
Nov. 27	at Florida Atlantic #	L, 66-53
Nov. 28	vs. San Jose State #	W, 71-64
Dec. 2	at St. Peter's	W, 61-59
Dec. 5	Rider	W, 65-56
Dec. 9	Iona	W, 70-64
Dec. 12	UNC-Greensboro	L, 69-63
Dec. 22	at Manhattan	L, 63-47
Dec. 28	Binghamton \$	L, 49-45
Dec. 29	UMBC \$	L, 62-56
Dec. 31	at Providence	L, 62-57
Jan. 2	at Princeton	L, 75-61
Jan. 9	at Saint Joseph's *	L, 62-57
Jan. 13	at Temple *	L, 67-34

Jan. 17	Duquesne *	L, 69-63
Jan. 20	Charlotte *	L, 69-34
Jan. 23	Rhode Island *	W, 53-47
Jan. 27	at St. Bonaventure *	L, 60-36
Jan. 30	La Salle *	W, 57-47
Feb. 3	at Richmond *	L, 61-48
Feb. 6	at Massachusetts *	L, 60-50
Feb. 11	Dayton *	L, 72-42
Feb. 13	at La Salle *	L, 72-60
Feb. 16	Saint Louis *	L, 71-60
Feb. 20	at George Washington *	L, 56-47
Feb. 28	#5/S Xavier *	L, 74-59
Mar. 5	vs. Saint Joseph's %	L, 76-62

\* - Atlantic 10 contest  
# - FAU Thanksgiving Classic  
\$ - Fordham Holiday Classic  
% - A-10 Champ. (Upper Marlboro, Md.)

## 2010-11 (12-19, 4-10 A-10)

**Coach: Cathy Andruzzi**

Nov. 11	at Elon #	L, 91-77
Nov. 13	vs. Stony Brook #	W, 81-73
Nov. 17	Bucknell	W, 64-42
Nov. 20	Holy Cross	W, 67-36
Nov. 23	at Fairleigh Dickinson	W, 62-56
Nov. 26	vs. Memphis ^	L, 67-66
Nov. 27	vs. North Dakota State ^	L, 65-52
Nov. 28	at RV/RV Kansas ^	L, 81-68 (OT)
Dec. 4	St. Peter's	W, 77-55
Dec. 8	at Rider	W, 67-55
Dec. 11	Monmouth	L, 55-44
Dec. 18	Manhattan	L, 49-45
Dec. 22	at Iona	L, 47-44
Dec. 29	Yale \$	W, 62-44
Dec. 30	Siena \$	L, 49-47
Jan. 2	at Albany	W, 48-43
Jan. 8	La Salle *	W, 69-54
Jan. 12	at Charlotte *	L, 74-41
Jan. 15	Temple *	L, 71-28
Jan. 22	George Washington *	W, 59-56
Jan. 25	at Saint Louis *	L, 64-54
Jan. 29	at Duquesne *	L, 87-65
Feb. 2	Richmond *	L, 55-42
Feb. 6	at La Salle *	L, 69-54
Feb. 9	Saint Joseph's *	L, 54-47
Feb. 12	at #7/6 Xavier *	L, 77-55
Feb. 16	at Rhode Island *	W, 64-43
Feb. 19	St. Bonaventure *	L, 62-52
Feb. 23	Massachusetts *	W, 61-52
Feb. 26	at Dayton *	L, 69-51
Mar. 4	vs. St. Bonaventure %	L, 48-41

\* - Atlantic 10 contest  
# - Elon Classic  
\$ - Fordham Holiday Classic  
^ - Kansas Classic  
% - A-10 Championship (Lowell, Mass.)

## 2011-12 (12-18, 3-11 A-10)

**Coach: Stephanie V. Gaitley**

Nov. 11	Albany	L, 59-42
Nov. 16	Cleveland State	W, 52-43
Nov. 19	at Holy Cross	W, 54-43
Nov. 25	at UCF @	W, 70-57
Nov. 26	vs. TCU @	L, 48-47
Nov. 30	at Manhattan	W, 59-49
Dec. 3	San Diego	W, 44-42
Dec. 6	at Bucknell	L, 49-39
Dec. 8	at #11 Rutgers	L, 68-48
Dec. 11	at Stony Brook	W, 41-37
Dec. 17	Winthrop	W, 76-53
Dec. 29	Navy \$	W, 47-43
Dec. 30	Coppin State \$	L, 61-60
Jan. 2	Cornell	L, 40-39
Jan. 4	at Delaware State	W, 63-48
Jan. 7	at George Washington *	L, 54-43
Jan. 11	at La Salle *	L, 68-62
Jan. 14	Rhode Island *	W, 69-49
Jan. 18	at Saint Joseph's *	L, 57-46 (OT)
Jan. 21	Dayton *	L, 62-37
Jan. 25	Charlotte *	L, 61-41
Jan. 28	at Massachusetts *	W, 56-54
Feb. 1	La Salle *	L, 56-55
Feb. 4	at Temple *	L, 69-51
Feb. 11	Xavier *	L, 68-57 (OT)
Feb. 15	Duquesne *	L, 56-50
Feb. 19	at Richmond *	L, 63-50
Feb. 22	at #21 St. Bonaventure *	L, 52-45
Feb. 26	Saint Louis *	W, 64-61 (OT)
Mar. 2	vs. Saint Joseph's %	L, 63-52

\* - Atlantic 10 contest  
@ - UFC Thanksgiving Classic  
\$ - Fordham Holiday Classic  
% - A-10 Champ. (Philadelphia, Pa.)

## 2012-13 (26-9, 12-2 A-10)

**Coach: Stephanie V. Gaitley**  
**WNIT Berth**

Nov. 9	at Albany	W, 60-43
--------	-----------	----------

Nov. 11	at Cornell	W, 58-50
Nov. 18	Delaware State	W, 69-38
Nov. 21	at San Francisco	W, 55-48
Nov. 23	at Pacific	L, 60-42
Nov. 28	Manhattan	W, 55-48
Dec. 1	at Marquette	L, 51-48
Dec. 4	at Yale	L, 67-53
Dec. 8	Stony Brook	L, 58-46
Dec. 10	Southern	W, 56-44
Dec. 16	Morgan State	W, 72-56
Dec. 29	Lafayette \$	L, 54-50
Dec. 30	Colorado State \$	W, 64-59 (2OT)
Jan. 4	at American	W, 71-50
Jan. 6	Holy Cross	W, 67-60
Jan. 13	at Charlotte *	W, 59-56
Jan. 16	Massachusetts *	W, 69-57
Jan. 20	Richmond *	W, 47-40
Jan. 23	at Xavier *	W, 48-41
Jan. 27	at Duquesne *	L, 68-50
Feb. 2	VCU *	W, 71-41
Feb. 6	at La Salle *	W, 69-49
Feb. 10	Dayton *	L, 68-57
Feb. 13	George Washington *	W, 66-56
Feb. 17	at Saint Louis *	W, 61-56
Feb. 21	at Rhode Island *	W, 51-42
Feb. 24	Saint Joseph's *	W, 70-63 (OT)
Feb. 27	St. Bonaventure *	W, 62-50
Mar. 3	at Temple *	W, 58-44
Mar. 9	vs. Saint Louis %	W, 65-48
Mar. 10	vs. Temple %	W, 66-55
Mar. 16	vs. Saint Joseph's &	L, 47-46
Mar. 21	Army %	W, 55-46
Mar. 23	Boston %	W, 58-44
Mar. 27	at James Madison %	L, 77-61

\* - Atlantic 10 Contest  
\$ - Fordham Holiday Classic  
% - A-10 Champ. (Philadelphia, Pa.)  
& - A-10 Champ. Final (Brooklyn, N.Y.)  
@ - WNIT

## 2013-14 (25-8, 11-5 A-10)

**Coach: Stephanie V. Gaitley**  
**Atlantic 10 Champions**  
**NCAA Tournament Berth**

Nov. 8	San Francisco	W, 80-66
Nov. 10	at Penn State	L, 78-61
Nov. 15	at Hofstra	L, 77-64
Nov. 17	Pacific	W, 84-63
Nov. 22	Yale	W, 80-52
Nov. 25	American	W, 66-62
Nov. 30	at UNLV ^	W, 72-63
Dec. 1	vs. Cincinnati ^	W, 56-40
Dec. 7	at Holy Cross	W, 75-49
Dec. 15	Illinois State	W, 57-32
Dec. 21	at Manhattan	W, 71-46
Dec. 29	UNC-Greensboro \$	W, 79-48
Dec. 30	Harvard \$	W, 64-44
Jan. 2	Saint Louis *	W, 74-52
Jan. 5	at Massachusetts *	W, 75-61
Jan. 8	Duquesne *	L, 65-61
Jan. 11	Richmond *	W, 70-59
Jan. 15	at VCU *	W, 76-73
Jan. 19	at Dayton *	L, 73-64
Jan. 25	Massachusetts *	W, 80-54
Jan. 29	Rhode Island *	W, 64-51
Feb. 1	at St. Bonaventure *	L, 74-67
Feb. 5	at Saint Louis *	W, 56-45
Feb. 8	George Washington *	W, 67-58
Feb. 11	at Richmond *	L, 78-77 (2OT)



Arielle Collins '13 was Fordham's first Atlantic 10 All-Defensive selection in 2012-13.

Feb. 15	La Salle *	W, 43-42
Feb. 22	at Duquesne *	L, 60-51
Feb. 26	George Mason *	W, 71-52
Mar. 2	at Saint Joseph's *	W, 58-53
Mar. 7	vs. Duquesne %	W, 45-41
Mar. 8	vs. St. Bonaventure %	W, 73-32
Mar. 9	vs. Dayton &	W, 63-51
Mar. 22	vs. California !	L, 64-63

\* - Atlantic 10 contest  
^ - Lady Rebel Round-Up  
\$ - Fordham Holiday Classic  
% - A-10 Champ. (Richmond, Va.)  
! - NCAA Tournament (Waco, Texas)

## 2014-15 (21-12, 11-5 A-10)

**Coach: Stephanie V. Gaitley**  
**WNIT Berth**

Nov. 14	Iona	L, 71-52
Nov. 16	at #24/25 Syracuse	L, 59-42
Nov. 18	Mount St. Mary's	W, 61-37
Nov. 21	Hofstra	W, 60-46
Nov. 25	at Delaware	W, 49-44
Nov. 28	vs. Incarnate Word #	W, 72-44
Nov. 30	vs. Drake #	L, 61-56
Dec. 5	Seton Hall	L, 56-43
Dec. 7	at Temple	W, 71-64
Dec. 9	at Central Conn. State	W, 72-36
Dec. 14	Manhattan	W, 70-41
Dec. 29	Savannah State \$	W, 63-53
Dec. 30	Princeton \$	L, 67-53
Jan. 4	Richmond *	W, 65-64 (OT)
Jan. 8	at La Salle *	W, 70-59
Jan. 11	at St. Bonaventure *	W, 72-62
Jan. 15	Saint Joseph's *	W, 57-47
Jan. 18	VCU *	W, 60-51
Jan. 21	Massachusetts *	W, 65-42
Jan. 24	at Saint Louis *	L, 54-50
Jan. 28	at Davidson *	W, 66-45
Jan. 31	Duquesne *	L, 56-46
Feb. 5	St. Bonaventure *	W, 54-51
Feb. 8	at Saint Joseph's *	W, 48-47
Feb. 15	at Rhode Island *	L, 71-56
Feb. 18	Dayton *	L, 59-45



The Rams returned to the Atlantic 10 Championship game for the second straight season in 2014 and captured the program's first Atlantic 10 title. Senior Abigail Corning was named Most Outstanding Player.

# FORDHAM WOMEN'S BASKETBALL

Feb. 21	at #24/23 GW *	L, 83-65
Feb. 25	at George Mason *	W, 79-55
Mar. 1	Davidson *	W, 54-46
Mar. 6	vs. Richmond %	W, 46-45
Mar. 7	vs. #21/19 GW %	L, 72-60
Mar. 19	Central Conn. State @	W, 70-67
Mar. 22	at St. John's @	L, 77-63

\* - Atlantic 10 contest  
# - UTSA Thanksgiving Classic  
\$ - Fordham Holiday Classic  
% - A-10 Champ. (Richmond, Va.)  
@ - WNIT

## 2015-16 (14-17, 8-8 A-10)

**Coach: Stephanie V. Gaitley**

Nov. 15	at Penn State	L, 75-59
Nov. 18	at Manhattan	W, 60-49
Nov. 24	Lafayette	W, 61-49
Nov. 27	vs. Texas Tech ^	L, 62-48
Nov. 28	vs. #23/RV Syracuse ^	L, 76-54
Dec. 3	Delaware	L, 55-48
Dec. 5	Delaware State	W, 74-58
Dec. 9	at RV/RV Seton Hall	L, 66-54
Dec. 12	Temple	L, 57-44
Dec. 14	at RV/RV Princeton	L, 55-44
Dec. 20	Central Conn. State	W, 63-48
Dec. 29	Texas A&M-CC \$	W, 67-49
Dec. 30	Vanderbilt \$	L, 53-40
Jan. 2	Davidson *	W, 51-40
Jan. 7	at St. Bonaventure *	L, 55-41
Jan. 10	at RV/RV Duquesne *	L, 55-40
Jan. 13	George Mason *	W, 66-54
Jan. 17	Saint Joseph's *	W, 47-40
Jan. 20	at Davidson *	L, 69-51
Jan. 27	at VCU *	L, 61-51
Jan. 30	Rhode Island *	W, 50-42
Feb. 3	RV/RV George Wash. *	W, 76-69
Feb. 6	at Massachusetts *	W, 60-55
Feb. 10	at Saint Joseph's *	L, 61-51
Feb. 13	La Salle *	W, 54-44
Feb. 17	at Richmond *	L, 52-48
Feb. 21	Saint Louis *	L, 51-49
Feb. 24	St. Bonaventure *	W, 77-68
Feb. 28	at Dayton *	L, 77-55
Mar. 3	vs. UMass %	W, 73-62 (OT)
Mar. 4	vs. Duquesne %	L, 70-65

\* - Atlantic 10 Contest  
^ - South Point Thanksgiving Shootout  
\$ - Fordham Holiday Classic  
% - A-10 Champ. (Richmond, Va.)

## 2016-17 (22-12, 11-5 A-10)

**Coach: Stephanie V. Gaitley**  
**WNIT Berth**

Nov. 11	Furman #	W, 60-47
Nov. 14	at #1 Notre Dame #	L, 67-36
Nov. 19	Little Rock #	W, 65-43
Nov. 22	Albany	W, 89-82 (2OT)
Nov. 25	vs. Texas Tech ^	L, 59-50
Nov. 27	vs. Grambling State ^	W, 59-53
Dec. 1	Duquesne *	W, 64-51
Dec. 4	Boston College	W, 56-49
Dec. 7	at Iona	L, 54-46
Dec. 10	Princeton	W, 57-55
Dec. 13	St. John's	L, 59-44
Dec. 17	Manhattan	W, 63-60
Dec. 22	Niagara	W, 92-69
Dec. 29	Buffalo \$	L, 58-54
Dec. 30	UNC Asheville \$	W, 55-42
Jan. 1	at Rhode Island *	W, 74-69
Jan. 4	Davidson *	W, 85-72
Jan. 7	at George Mason *	W, 53-49
Jan. 11	Richmond *	W, 67-41
Jan. 15	at St. Bonaventure *	W, 60-44
Jan. 18	at Saint Joseph's *	L, 47-44
Jan. 21	VCU *	L, 61-58
Jan. 28	at Saint Louis *	L, 82-58
Feb. 1	at George Washington *	L, 63-46
Feb. 4	St. Bonaventure *	W, 57-45
Feb. 9	Saint Joseph's *	W, 44-39
Feb. 11	Massachusetts *	W, 74-43
Feb. 14	at Davidson *	L, 52-51
Feb. 19	Dayton *	W, 66-52
Feb. 22	at La Salle *	W, 66-61 (2OT)
Feb. 26	Davidson %	W, 66-54
Mar. 3	vs. Saint Louis %	L, 68-58
Mar. 17	at Georgetown @	W, 60-49
Mar. 19	at Penn State @	L, 70-51

\* - Atlantic 10 contest  
# - Preseason WNIT  
^ - Miami Thanksgiving Tournament  
\$ - Fordham Holiday Classic  
% - A-10 Champ. (Richmond, Va.)  
@ - WNIT



**Hannah Missry '17** set the school record for career three-pointers as a junior in 2016, and finished with 310.

## 2017-18 (24-10, 12-4 A-10)

**Coach: Stephanie V. Gaitley**  
**WNIT Berth**

Nov. 10	UMBC	W, 55-46
Nov. 16	at Boston College	L, 55-52
Nov. 19	at Albany	L, 52-59 (OT)
Nov. 24	Northern Colorado	W, 48-33
Nov. 29	at Manhattan	W, 54-48
Dec. 3	Pittsburgh	W, 58-55
Dec. 6	at Penn State	L, 65-60
Dec. 9	Iona	W, 78-48
Dec. 12	at St. John's	W, 67-64 (2OT)
Dec. 17	Bucknell	W, 71-62
Dec. 20	#11/12 UCLA	L, 67-30
Dec. 28	Hartford \$	W, 69-44
Dec. 29	UC Davis \$	W, 70-62
Dec. 31	George Washington *	W, 61-50
Jan. 3	at Massachusetts *	W, 62-51
Jan. 6	Saint Louis *	W, 66-63
Jan. 10	Davidson *	W, 66-58
Jan. 14	at VCU *	W, 64-54
Jan. 17	Dayton *	L, 63-62
Jan. 21	at Richmond *	W, 43-38
Jan. 25	St. Bonaventure *	W, 72-48
Jan. 28	at George Mason *	W, 67-62
Jan. 31	at Saint Louis *	L, 91-85 (2OT)
Feb. 4	Rhode Island *	W, 76-64
Feb. 10	at Davidson *	W, 58-45
Feb. 13	La Salle *	W, 66-45
Feb. 18	at RV/NR Dayton *	L, 79-54
Feb. 21	at Duquesne *	W, 51-43
Feb. 24	Saint Joseph's *	L, 52-50
Feb. 27	Rhode Island +	W, 75-53
Mar. 2	vs. Saint Joseph's %	L, 52-49
Mar. 16	Harvard @	W, 65-47
Mar. 18	at Drexel @	W, 63-60
Mar. 22	at Virginia Tech @	L, 81-50

\* - Atlantic 10 contest  
\$ - Fordham Holiday Classic  
+ - A-10 Champ. (Bronx, N.Y.)  
% - A-10 Champ. (Richmond, Va.)  
@ - WNIT



The 2018-19 Rams secured the program's second Atlantic 10 title by outscoring their opponents by an average of over 20 points per game at the A-10 Championship, hosted by Duquesne.



**G'atrice Davis '18** was a two-time All-Defensive honoree and the 2017-18 A-10 Defensive Player of the Year.

## 2018-19 (25-9, 13-3 A-10)

**Coach: Stephanie V. Gaitley**  
**Atlantic 10 Champions**  
**NCAA Tournament Berth**

Nov. 9	Wagner	W, 80-59
Nov. 11	at Northeastern	L, 58-54
Nov. 14	Penn State	L, 72-55
Nov. 18	Charlotte	W, 71-64
Nov. 23	vs. Ball State ^	W, 78-70
Nov. 24	vs. Washington ^	W, 65-57
Nov. 25	vs. #10 Texas ^	L, 72-54
Nov. 29	at Georgetown	L, 58-38
Dec. 1	Manhattan	W, 65-61
Dec. 5	at Pittsburgh	L, 65-62
Dec. 11	Columbia	W, 68-49
Dec. 21	at Iona	W, 57-40
Dec. 29	Maine \$	W, 72-64 (OT)
Dec. 30	Middle Tenn. State \$	W, 61-49
Jan. 5	at George Washington *	W, 50-38
Jan. 9	Richmond *	W, 60-48
Jan. 13	at Saint Louis *	W, 56-53
Jan. 16	VCU *	L, 47-44
Jan. 20	Dayton *	L, 72-50
Jan. 24	at Rhode Island *	W, 56-38
Jan. 27	Davidson *	L, 60-56
Jan. 31	at La Salle *	W, 65-54
Feb. 3	Duquesne *	W, 57-46
Feb. 6	Saint Louis *	W, 54-51
Feb. 10	George Mason *	W, 64-53
Feb. 13	at Davidson *	W, 58-42
Feb. 16	at St. Bonaventure *	W, 53-44
Feb. 24	Massachusetts *	W, 76-64
Feb. 27	Dayton *	W, 57-48
Mar. 2	at Saint Joseph's *	W, 51-41
Mar. 8	vs. Massachusetts %	W, 73-62
Mar. 9	vs. Duquesne %	W, 76-34
Mar. 10	vs. VCU &	W, 62-47
Mar. 23	at #12 Syracuse !	L, 70-49

\* - Atlantic 10 contest  
^ - Gulf Coast Showcase  
\$ - Fordham Holiday Classic  
% - A-10 Champ. (Pittsburgh, Pa.)  
! - NCAA Tournament

## 2019-20 (21-11, 11-5 A-10)

**Coach: Stephanie Gaitley**

Nov. 5	#16/14 Notre Dame	L, 60-55
Nov. 10	at Columbia	L, 70-51
Nov. 13	at Penn State	L, 72-59
Nov. 17	Villanova	L, 73-66
Nov. 20	Northeastern	W, 74-58
Nov. 24	at Charlotte	W, 76-51
Nov. 29	vs. #25/24 Arkansas ^	L, 71-59
Nov. 30	vs. Lehigh ^	W, 59-57
Dec. 5	at Manhattan	W, 51-45
Dec. 12	Georgetown	W, 67-54
Dec. 14	Southern	W, 65-52
Dec. 29	Samford \$	W, 68-37
Dec. 30	Houston \$	W, 63-54
Jan. 4	St. Bonaventure *	W, 79-53
Jan. 8	at Davidson *	L, 74-62
Jan. 12	George Washington *	W, 53-47
Jan. 19	at George Mason *	W, 66-54
Jan. 23	Saint Louis *	W, 66-54
Jan. 26	at Dayton *	L, 48-44
Jan. 29	at VCU *	L, 62-52
Feb. 1	La Salle *	W, 62-45
Feb. 5	Rhode Island *	W, 60-50
Feb. 8	at Massachusetts *	W, 69-64
Feb. 13	Davidson *	W, 47-46
Feb. 16	at Richmond *	W, 64-47
Feb. 19	at Saint Louis *	L, 59-49
Feb. 22	Dayton *	W, 50-38
Feb. 25	at Duquesne *	L, 74-63
Feb. 29	Saint Joseph's *	W, 67-45
Mar. 3	Saint Joseph's +	W, 59-36
Mar. 6	vs. Duquesne %	W, 54-47
Mar. 7	vs. VCU %	L, 60-55

\* - Atlantic 10 contest  
^ - Bahamas Hoopfest  
\$ - Fordham Holiday Classic  
+ - A-10 Champ. (Bronx, N.Y.)  
% - A-10 Champ. (Dayton, Ohio)

## 2020-21 (12-6, 8-2 A-10)

**Coach: Stephanie Gaitley**

Nov. 25	at Stony Brook	W, 62-58
Dec. 5	at Quinnipiac	L, 62-58
Dec. 18	Hofstra	W, 72-58
Dec. 21	Davidson *	L, 79-64
Dec. 22	Albany	W, 71-42
Jan. 1	George Mason *	W, 62-32
Jan. 3	George Washington *	W, 53-47
Jan. 8	at Rhode Island *	W, 64-58
Jan. 10	at Massachusetts *	L, 61-56
Jan. 17	at Saint Louis *	W, 72-63
Jan. 22	St. Bonaventure *	W, 68-49
Jan. 31	at Davidson *	W, 73-55
Feb. 7	Rhode Island *	W, 56-53
Feb. 12	Saint Joseph's *	W, 51-36
Mar. 4	at George Washington	W, 48-43
Mar. 12	vs. Massachusetts %	L, 80-70
Mar. 19	vs. Delaware @	L, 77-49
Mar. 20	vs. Ohio @	L, 81-64

\* - Atlantic 10 contest  
% - A-10 Champ. (VCU)  
@ - WNIT

## 2021-22 (18-11, 8-6 A-10)

**Coach: Stephanie Gaitley**

Nov. 9	Quinnipiac	W, 79-71 (OT)
Nov. 13	at NR/RV Seton Hall	W, 82-63
Nov. 18	at RV/RV Notre Dame	L, 71-56
Nov. 21	RV/RV Michigan State	W, 71-68
Nov. 25	vs. #6/8 Baylor #	L, 68-45
Nov. 26	vs. Houston #	W, 67-53
Nov. 27	vs. Arizona State #	L, 58-43
Dec. 2	Stony Brook	W, 71-59
Dec. 5	Princeton	W, 76-67
Dec. 8	Manhattan	W, 65-63
Dec. 12	Lafayette	W, 71-36
Jan. 2	Fairleigh Dickinson	W, 63-36
Jan. 9	La Salle *	L, 71-62
Jan. 12	at George Mason *	W, 73-64
Jan. 15	at VCU *	W, 54-48
Jan. 19	George Washington *	W, 61-53
Jan. 21	at Davidson *	W, 63-51
Jan. 23	at Dayton *	L, 52-48
Jan. 26	Saint Joseph's *	W, 55-35
Jan. 29	St. Bonaventure *	W, 62-54
Feb. 5	at Duquesne *	W, 59-52
Feb. 13	at NR/RV Rhode Island *	L, 58-43
Feb. 16	at Massachusetts *	L, 60-57
Feb. 19	Dayton *	L, 48-47
Feb. 23	at Richmond *	L, 79-69
Feb. 26	Davidson *	W, 68-57
Mar. 3	vs. George Mason %	W, 66-50
Mar. 4	vs. Massachusetts %	L, 66-63
Mar. 18	Bucknell @	L, 73-64

\* - Atlantic 10 contest  
# - Cancun Challenge  
% - A-10 Champ. (Wilmington, Del.)  
@ - WNIT

# FORDHAM WOMEN'S BASKETBALL

## 2022-23 (19-13, 10-6 A-10)

**Coach: Candice Green**

Nov. 7	NR/RV Yale	W, 80-67
Nov. 10	Saint Peter's	W, 81-39
Nov. 13	at #17/18 Maryland	L, 83-76
Nov. 16	at RV/RV Princeton	L, 70-67
Nov. 20	Wagner	W, 95-48
Nov. 25	vs. Washington #	L, 71-62
Nov. 26	vs. South Dakota #	W, 78-65
Nov. 30	Fairfield	L, 82-75 (OT)
Dec. 3	at Manhattan	W, 65-55
Dec. 8	at Maine	W, 57-51
Dec. 11	FDU	W, 78-58
Dec. 17	Seton Hall	L, 78-72
Dec. 28	Post	W, 85-54
Jan. 1	Davidson *	W, 67-64
Jan. 4	VCU *	W, 60-59
Jan. 8	at Dayton *	W, 82-66
Jan. 11	at George Washington *	L, 63-57
Jan. 14	Duquesne *	W, 83-62
Jan. 18	Massachusetts *	L, 66-57
Jan. 22	at Saint Joseph's *	W, 71-65
Jan. 25	Richmond *	W, 68-59
Jan. 28	at Saint Louis *	L, 87-84
Feb. 1	at St. Bonaventure *	W, 85-51
Feb. 4	Loyola Chicago *	W, 80-64
Feb. 8	at NR/RV Massachusetts *	L, 80-79
Feb. 16	at La Salle *	L, 61-49
Feb. 19	George Mason *	L, 74-63
Feb. 22	Rhode Island *	W, 74-73 (OT)
Feb. 25	at Davidson *	W, 74-65
Mar. 3	vs. Richmond %	L, 70-65
Mar. 16	Drexel @	W, 73-63
Mar. 20	at Columbia @	L, 78-73

\* - Atlantic 10 contest

# - Las Vegas Holiday Classic

% - A-10 Champ. (Wilmington, Del.)

@ - WNIT

## 2023-24 (13-17, 8-10 A-10)

**Coach: Bridgette Mitchell**

Nov. 6	Adelphi	W, 70-43
Nov. 10	UAlbany	W, 66-63
Nov. 12	at Miami (Fla.)	L, 78-39
Nov. 16	Manhattan	L, 58-44
Nov. 20	Georgian Court	W, 85-44
Nov. 25	Mass.-Lowell	W, 76-49
Nov. 28	Saint Peter's	W, 80-46
Dec. 2	Maine	L, 74-62
Dec. 5	at Duquesne *	L, 75-73
Dec. 7	at Siena	L, 65-62
Dec. 10	at Fairfield	L, 77-74
Dec. 21	at Virginia	L, 82-56
Dec. 30	Saint Joseph's *	L, 76-49
Jan. 3	St. Bonaventure *	W, 65-57
Jan. 6	at La Salle *	L, 64-53
Jan. 10	at VCU *	L, 57-54
Jan. 14	Davidson *	L, 66-48
Jan. 17	at Rhode Island *	L, 55-44
Jan. 24	Loyola Chicago *	L, 73-64
Jan. 27	George Washington *	W, 60-55
Jan. 31	at George Mason *	L, 54-47
Feb. 3	at Richmond *	L, 79-60
Feb. 7	Dayton *	W, 70-48
Feb. 10	Massachusetts *	W, 64-50
Feb. 18	at St. Bonaventure *	W, 70-48
Feb. 21	Saint Louis *	W, 79-64
Feb. 24	at Davidson *	W, Forfeit
Feb. 28	at Saint Joseph's *	W, 62-57
Mar. 2	La Salle *	L, 93-83
Mar. 7	vs. Loyola Chicago %	L, 53-52

\* - Atlantic 10 contest

% - A-10 Champ. (Henrico, Va.)



Megan Jonassen

## 2024-25 (15-15, 9-9 A-10)

**Coach: Bridgette Mitchell**

Nov. 6	Adelphi	L, 58-50
Nov. 8	Cal St. Fullerton	W, 66-51
Nov. 12	at Seton Hall	L, 67-44
Nov. 15	Saint Peter's	W, 64-56
Nov. 20	at Manhattan	L, 65-58
Nov. 23	Siena	W, 90-51
Dec. 1	at Stony Brook	W, 64-55
Dec. 4	at Yale	W, 71-54
Dec. 8	LIU	W, 62-43
Dec. 21	at Cal # (#24/RV)	L, 69-53
Dec. 22	vs. Xavier	L, 71-62
Dec. 29	at Massachusetts *	L, 78-61
Jan. 2	Richmond *	W, 80-78
Jan. 5	at Duquesne *	W, 64-62
Jan. 8	George Washington *	W, 61-53
Jan. 11	at Loyola Chicago *	W, 68-53
Jan. 15	at Saint Joseph's *	L, 72-65
Jan. 18	Dayton *	W, 58-55
Jan. 25	St. Bonaventure *	W, 51-49
Jan. 29	Rhode Island *	L, 53-35
Feb. 1	at Saint Louis *	L, 59-53
Feb. 4	at George Washington *	L, 69-59
Feb. 8	George Mason *	L, 70-43
Feb. 12	at La Salle *	W, 61-58
Feb. 16	VCU *	L, 76-57
Feb. 19	Duquesne *	W, 56-53
Feb. 22	at Dayton *	L, 62-57
Feb. 26	La Salle *	L, 93-83
Mar. 1	at Davidson *	L, 64-52
Mar. 6	vs. Duquesne %	L, 79-63

\* - Atlantic 10 contest

# - Raising the Bar Classic

% - A-10 Champ. (Henrico, Va.)

## 2025-26 (10-20, 2-16 A-10)

**Coach: Bridgette Mitchell**

Nov. 3	Adelphi	W, 60-51
Nov. 7	NJIT	L, 82-78
Nov. 10	Saint Peter's	W, 70-56
Nov. 12	Stony Brook	W, 58-52
Nov. 16	at Buffalo	L, 67-59
Nov. 20	at Seton Hall	L, 90-83 (2OT)
Nov. 23	Manhattan	W, 65-62
Nov. 26	at Niagara	W, 70-74
Nov. 30	LIU	W, 72-51
Dec. 3	at George Mason *	L, 73-55
Dec. 6	Hofstra	W, 69-46
Dec. 21	Saint Francis	W, 86-61
Dec. 31	La Salle *	L, 72-69
Jan. 3	Saint Joseph's *	L, 78-49
Jan. 7	at Richmond *	L, 84-65
Jan. 10	Dayton *	L, 66-58
Jan. 14	at Davidson *	L, 74-50
Jan. 18	St. Bonaventure *	W, 66-53
Jan. 21	Saint Louis *	L, 67-57 (OT)
Jan. 24	at George Washington *	L, 58-47
Jan. 28	at VCU *	L, 69-58
Jan. 31	Rhode Island *	L, 61-47
Feb. 4	Loyola Chicago *	L, 47-42
Feb. 7	at La Salle *	L, 70-53
Feb. 11	at Saint Louis *	W, 42-39
Feb. 14	Duquesne *	L, 80-67
Feb. 21	at Rhode Island *	L, 69-39
Feb. 25	Davidson *	L, 58-49
Feb. 28	at St. Bonaventure *	L, 77-69
Mar. 4	vs. Saint Louis %	L, 68-60

\* - Atlantic 10 contest

% - A-10 Champ. (Henrico, Va.)



Taylor Donaldson

# FORDHAM WOMEN'S BASKETBALL

## RAMS IN THE POSTSEASON

### 1978 NEW YORK STATE CHAMPIONSHIPS

OR Fordham 73, Syracuse 57  
SF SUNY-Cortland 83, Fordham 74  
CN Fordham 66, Brooklyn 52

### 1978 AIAW EASTERN REGIONAL

OR Fordham 67, Worcester P.I. 63  
SF Fordham 64, Springfield 56  
F Fordham 91, Mercy 64

#### *Eastern Regional Champions*

### 1978 AIAW SMALL COLLEGE CHAMP.

F Pepperdine 65, Fordham 63

### 1979 NEW YORK STATE CHAMPIONSHIPS

SF Fordham 69, C.W. Post 60  
F Fordham 63, Army 60

#### *NY State Champions*

### 1979 AIAW EASTERN REGIONAL

OR Fordham 57, Providence 56  
SF Fordham 78, Queens 63  
F Fordham 68, So. Conn. 61

#### *Eastern Regional Champions*

### 1979 AIAW NATIONAL CHAMPIONSHIPS

OR Fordham 62, Long Beach St 52  
QF Tennessee 76, Fordham 54

### 1980 NEW YORK STATE CHAMPIONSHIPS

SF Fordham 73, Syracuse 72  
F Fordham 73, St. John's 60  
NY State Champions

### 1980 AIAW EASTERN REGIONAL

OR Fordham 81, UMass 63  
SF Boston Univ. 62, Fordham 61  
CN Fordham 75, Queens 64

### 1982 MAAC TOURNAMENT

OR Army 72, Fordham 70

### 1985 MAAC TOURNAMENT

QF LaSalle 78, Fordham 63

### 1986 MAAC TOURNAMENT

OR Fordham 86, Iona 78  
QF Holy Cross 87, Fordham 74

### 1987 MAAC TOURNAMENT

QF Fordham 72, St. Peter's 65  
SF Holy Cross 105, Fordham 27

### 1988 MAAC TOURNAMENT

QF Fairfield 80, Fordham 66

### 1989 MAAC TOURNAMENT

QF Fordham 63, Manhattan 56  
SF La Salle 73, Fordham 70

### 1990 MAAC TOURNAMENT

OR Fordham 57, Iona 53

### 1991 PATRIOT LEAGUE TOURNAMENT

QF Fordham 103, Bucknell 75  
SF# Army 68, Fordham 65

### 1992 PATRIOT LEAGUE TOURNAMENT

QF Fordham 93, Lehigh 61  
SF Fordham 83, Army 72  
F Fordham 65, Lafayette 54

#### *Patriot League Champions*

### 1993 PATRIOT LEAGUE TOURNAMENT

QF Fordham 55, Navy 41  
SF Fordham 61, Lafayette 49  
F Holy Cross 82, Fordham 63

### 1994 PATRIOT LEAGUE TOURNAMENT

QF Fordham 57, Bucknell 51  
SF Fordham 68, Army 48  
F Fordham 64, Holy Cross 60

#### *Patriot League Champions*

### 1994 NCAA TOURNAMENT

OR Penn State 94, Fordham 41

### 1995 PATRIOT LEAGUE TOURNAMENT

QF Fordham 63, Army 42  
SF Fordham 70, Navy 55  
F Holy Cross 58, Fordham 51

### 1996 ATLANTIC 10 TOURNAMENT

OR# Virginia Tech 90, Fordham 78

### 1997 ATLANTIC 10 TOURNAMENT

OR Fordham 68, Dayton 65  
QF Saint Joseph's 65, Fordham 43

### 1998 ATLANTIC 10 TOURNAMENT

OR Virginia Tech 79, Fordham 40

### 1999 ATLANTIC 10 TOURNAMENT

OR La Salle 70, Fordham 56

### 2000 ATLANTIC 10 TOURNAMENT

OR Dayton 89, Fordham 51

### 2001 ATLANTIC 10 TOURNAMENT

OR La Salle 75, Fordham 62

### 2002 ATLANTIC 10 TOURNAMENT

OR Fordham 66, Dayton 49  
QF Saint Joseph's 70, Fordham 48

### 2003 ATLANTIC 10 TOURNAMENT

OR Duquesne 60, Fordham 52

### 2004 ATLANTIC 10 TOURNAMENT

OR# Xavier 63, Fordham 57

### 2005 ATLANTIC 10 TOURNAMENT

OR Fordham 49, Dayton 45  
QF George Washington 62, Fordham 51

### 2006 ATLANTIC 10 TOURNAMENT

OR Saint Joseph's 54, Fordham 43

### 2010 ATLANTIC 10 TOURNAMENT

OR Saint Joseph's 76, Fordham 62

### 2011 ATLANTIC 10 TOURNAMENT

OR St. Bonaventure 48, Fordham 41

### 2012 ATLANTIC 10 TOURNAMENT

OR Saint Joseph's 63, Fordham 52

### 2013 ATLANTIC 10 TOURNAMENT

QF Fordham 65, Saint Louis 48  
SF Fordham 66, Temple 55  
F Saint Joseph's 47, Fordham 46

### 2013 POSTSEASON WNIT

R1 Fordham 55, Army 46  
R2 Fordham 58, Boston University 44  
R16 James Madison 77, Fordham 61

### 2014 ATLANTIC 10 TOURNAMENT

QF Fordham 45, Duquesne 41  
SF Fordham 73, St. Bonaventure 32  
CF Fordham 63, Dayton 51

#### *Atlantic 10 Champions*

### 2014 NCAA TOURNAMENT

OR California 64, Fordham 63

### 2015 ATLANTIC 10 TOURNAMENT

QF Fordham 46, Richmond 45  
SF George Washington 72, Fordham 60

### 2015 POSTSEASON WNIT

R1 Fordham 70, Central Connecticut 67  
R2 St. John's 77, Fordham 63

### 2016 ATLANTIC 10 TOURNAMENT

OR Fordham 73, Massachusetts 62 (OT)  
QF Duquesne 70, Fordham 65

### 2017 ATLANTIC 10 TOURNAMENT

OR Fordham 62 vs. Davidson 54  
QF Saint Louis 68 vs. Fordham 58

### 2017 POSTSEASON WNIT

R1 Fordham 60, Georgetown 49  
R2 Penn State 70, Fordham 51

### 2018 ATLANTIC 10 TOURNAMENT

OR Fordham 75, Rhode Island 53  
QF Saint Joseph's 52, Fordham 49

### 2018 POSTSEASON WNIT

R1 Fordham 65, Harvard 47  
R2 Fordham 63, Drexel 60  
R16 Virginia Tech 81, Fordham 50

### 2019 ATLANTIC 10 TOURNAMENT

QF Fordham 73, Massachusetts 62  
SF Fordham 76, Duquesne 34  
CF Fordham 62, VCU 47

#### *Atlantic 10 Champions*

### 2019 NCAA TOURNAMENT

OR #12 Syracuse 70, Fordham 49

### 2020 ATLANTIC 10 TOURNAMENT

OR Fordham 59, Saint Joseph's 36  
QF Fordham 54, Duquesne 47  
SF VCU 60, Fordham 55

### 2021 ATLANTIC 10 TOURNAMENT

QF Massachusetts 80, Fordham 70

### 2021 POSTSEASON WNIT

R1 Delaware 77, Fordham 49  
R2 Ohio 81, Fordham 64

### 2022 ATLANTIC 10 TOURNAMENT

OR Fordham 66, George Mason 50  
QF Massachusetts 66, Fordham 63

### 2022 POSTSEASON WNIT

R1 Bucknell 73, Fordham 64

### 2023 ATLANTIC 10 TOURNAMENT

QF Richmond 70, Fordham 65

### 2023 POSTSEASON WNIT

R1 Fordham 73, Drexel 63  
R2 Columbia 78, Fordham 73

### 2024 ATLANTIC 10 TOURNAMENT

OR Loyola Chicago 53, Fordham 52

### 2025 ATLANTIC 10 TOURNAMENT

R2 Duquesne 79, Fordham 63

### 2026 ATLANTIC 10 TOURNAMENT

OR Saint Louis 68, Fordham 60

#### KEY

OR - Opening Round QF - Quarterfinal  
SF - Semifinal CN - Consolation  
F - Final # - Overtime  
R1 - Round 1 R2 - Round 2  
R16 - Sweet Sixteen

Below: The 1978-79 Fordham Rams set six school records and won the 1979 AIAW Eastern Regional Championship.



Right: The 2013-14 Fordham Rams captured the team's first Atlantic 10 title, advancing to the NCAA Championship for the second time in team history.

Left: The 1994 Patriot League Championship squad was the first Fordham womens basketball team to ever reach the NCAA Tournament

